



Connecting a Speaker

(PTO for Headphone instructions)




You will need:

- Mini speaker
- Two crocodile clips



Connect one end of one crocodile clip to the **pin labelled 0**.

Connect one end of the **other** crocodile clip to the **pin labelled GND**.




The mini speaker has two legs underneath.

Connect the other end of one of the crocodile clips to one leg.

Connect the other end of the other crocodile clip to the other leg.

It does not matter which way around you connect them.



You are now ready to test your speakers with some code!

! The speakers can be very quiet – **listen carefully** when you test them to make sure they are working!



Connecting Headphones

(PTO for Speaker instructions)




You will need:

- Pair of headphones
- Two crocodile clips



Connect one end of one crocodile clip to the **pin labelled 0**.

Connect one end of the **other** crocodile clip to the **pin labelled GND**.




A headphone jack is separated into three sections.

Connect the other end of one of the crocodile clips, to the **innermost section** of the jack.

Connect the other end of the other crocodile clip, to the **outermost section** of the jack.

It does not matter which way around you connect them.



You are now ready to test your headphones with some code!

! Headphones can be **extremely loud** – DO NOT put them in your ears when testing them!