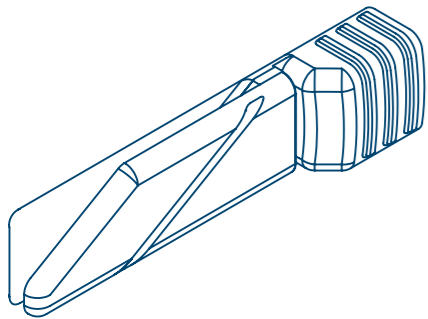
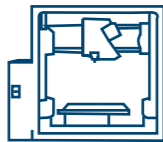


Letter opener



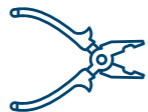
Tools:



3D printer



PLA



pliers



glue

Download files:



letter opener.stl

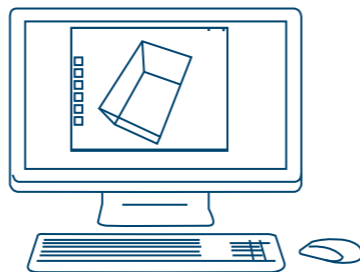
Direction:

1.



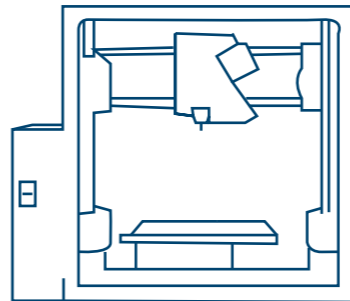
Download the file

2.



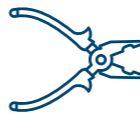
print set up: material: PLA
laye height: 0.15
infill: 20%

3.



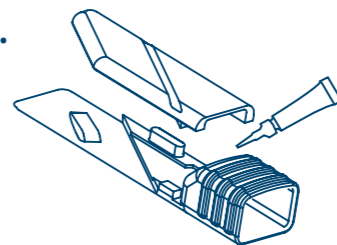
4.

Print



Clean 3D Printed Supports

5.



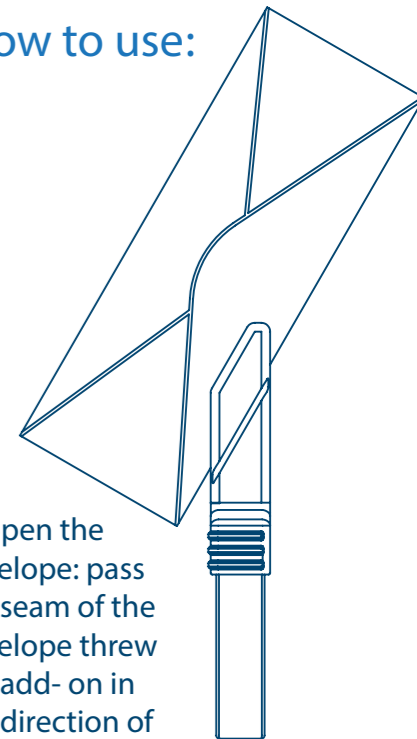
attach both parts with glue

6.



Insert knife into add ons

How to use:



to open the envelope: pass the seam of the envelope threw the add- on in the direction of the arrow