


Headlight Clamp for your Bike


What you need:

- 1 PVC tee fitting (3/4 in) \$.33
- 1 SS Clamp \$1.15
- Any bright LED flash light
- A small piece of adhesive rubber
- A thick rubber band
- 1/8 in drill bit, electric drill
- A coping saw (it's even nicer and faster if you have a scroll saw or a band saw)
- 3/4 PVC coupling + 3/4 in pipe: 3-5in. (optional-use this for handle when sawing the tee fitting)




draw lines to cut





cut this first (through the other side)



Drill holes along the line. Do the same on the other side.



cut this second (also through the other side)

After cutting, smoothing out all sharp edges, and a paint job.

