
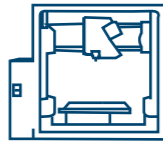


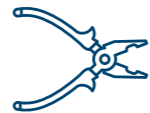
Compass knife



Tools:



3D printer



pliers



PLA

Download files:



compass knife.stl

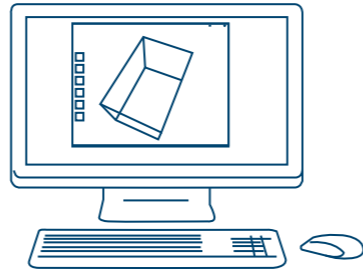
Direction:

1.



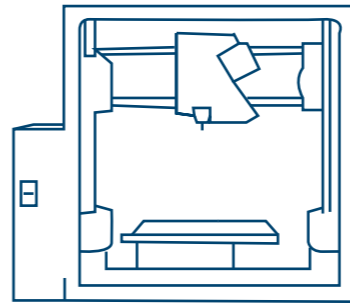
Download the file

2.



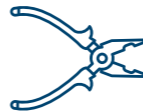
print set up: material: PLA
laye height: 0.15
infill: 20%

3.



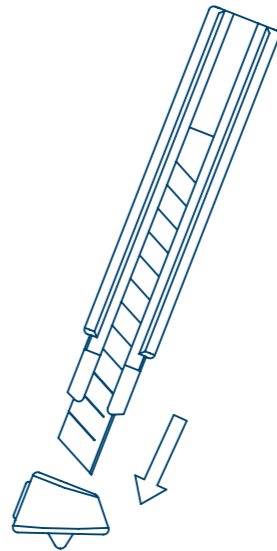
4.

Print



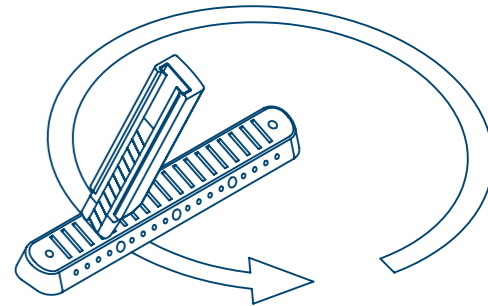
Clean 3D Printed Supports

5.



Insert knife into add ons

How to use:



place your finger on one of the centering points and cut out a circle.
applicable to all types of paper of 5 mm. or less.
can create circles of 1-20 cm.