


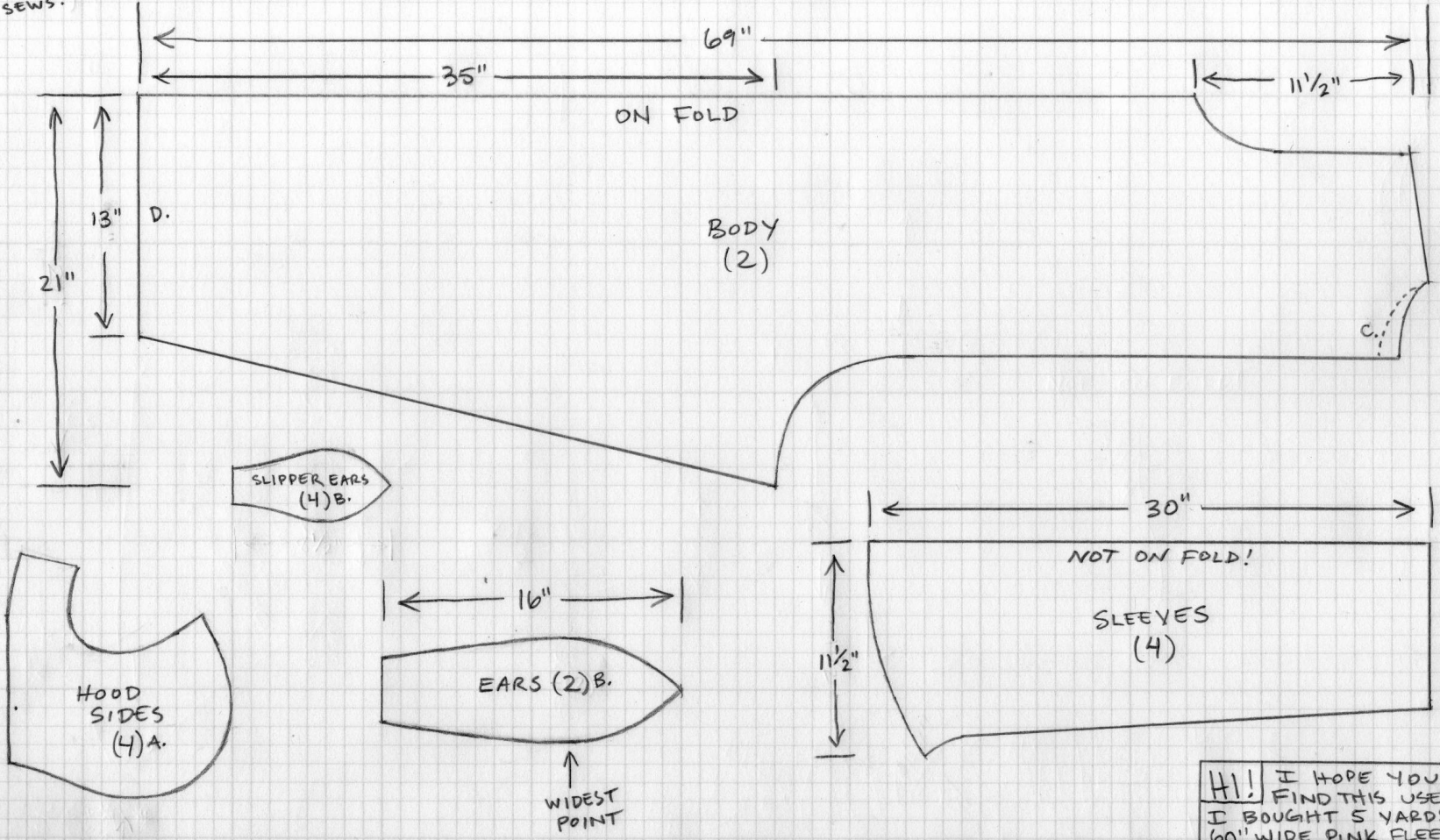
# SEAMSTER'S CHRISTMAS STORY BUNNY COSTUME @ INSTRUCTABLES.COM



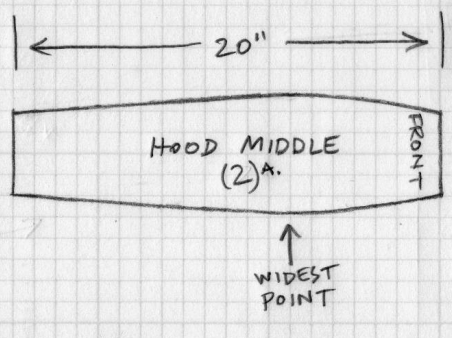
"THE DUDE WHO SEWS."

1 BLOCK = 1 INCH

THIS IS MY OWN HOMEMADE PATTERN - FEEL FREE TO USE IT!



A. TWO OF THE HOOD SIDES AND ONE OF THE MIDDLE PIECES SHOULD BE CUT  $\frac{1}{2}$ " SMALLER ALL AROUND. THESE WILL MAKE THE HOOD LINING.



B. TWO ADDITIONAL EAR PIECES SHOULD BE CUT OUT OF RED FLEECE, ONLY  $\frac{1}{2}$ " SMALLER ON EACH SIDE. (4 FOR SLIPPERS)

C. CUT OUT DOTTED SECTION ON THE FRONT HALVES OF EACH BODY PIECE.

HI! I HOPE YOU FIND THIS USEFUL! I BOUGHT 5 YARDS OF 60" WIDE PINK FLEECE. I USED SOME BITS OF SCRAP RED FLEECE, SOME WIRE, AND A FEW OTHER LITTLE THINGS AS WELL. OH YEAH, A 30" ZIPPER AND SOME FAKE CROCS FROM WALMART. GOOD LUCK! SUBSCRIBE!

D. THE SLEEVES AND LEGS ARE QUITE LONG. HEM AS NEEDED.