

PAGANI ZONDA

SAMPLE



Designed by Taras Lesko
visualspicer.com

Recommended Tools

- Craft glue
- X-Acto knife
- Scissors
- Markers

Miscellaneous

- Glue only one part at a time.
- Glue only two or three tabs at a time.
- Experiment, enjoy and have fun!

Templates

- Cut line



- Mountain fold line 



- Valley fold line 



More Info

View more details about this project at bit.ly/ZondaPapercraft or scan the QR code to view the page on your mobile device.

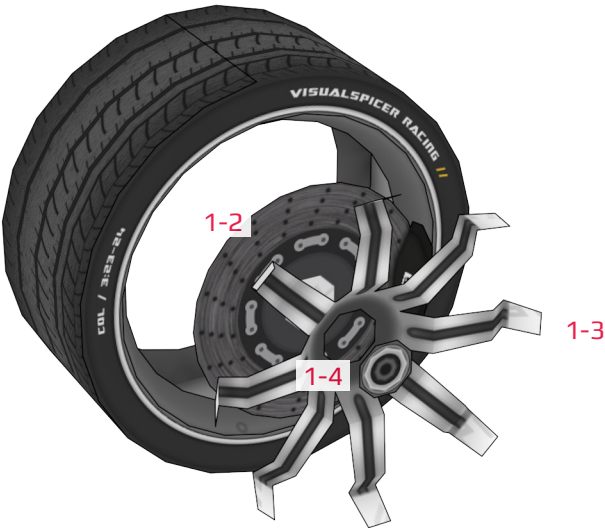


1

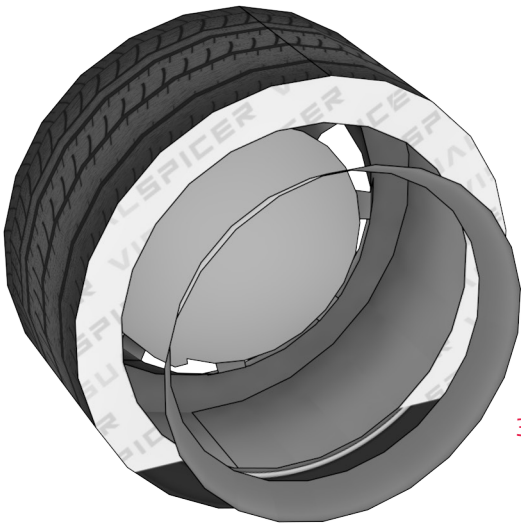


Find parts for each step by referencing Templates page number then part number. For example, **1-2** is Templates page 1, part 2.

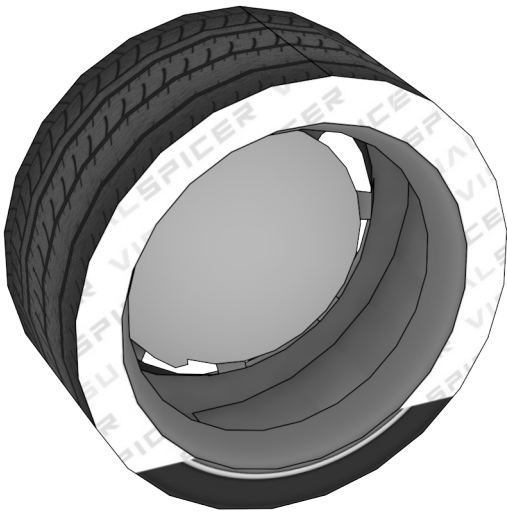
2



3



3-1



THANK YOU

Visit visualspicer.com for more of my creative work and downloadable papercrafts. Send questions, suggestions or comments to mail@visualspicer.com.



Colossians 3:23-24

Whatever my hands find to do, I work at it with all my heart,
as working for the Lord, Jesus Christ...