

War and Peace Committee

Topics that were reviewed:

Artificially Intelligent Tank

\$2 Trillion Cost of F-35 Joint Strike Fighter

IBM's Role in the Holocaust

US & Russian Bomb Factories

Ukrainian & Russian Conscientious Objectors

Armored Vehicle Factories

Cardboard drones

Pope Francis calls for peace in Ukraine

Founding of US Military Industrial Complex

"Nuclear Winter"

"Iraq For Sale"

"Why We Fight"

Worldwide Military Industrial Complex

"Bread Not Stones": Pax Christi's Campaign

Bullet Manufacturing Factories in the US

Psychology of Russian Military Recruiting

General Smedley Butler's "War Is a Racket"

Destruction of US Chemical Weapons

Militarism Is Not Patriotism

Study of Cluster Munitions

Military-Industrial-CONGRESSIONAL Complex

"CITIZENFOUR" & Mass Surveillance

Move the Money-NYC

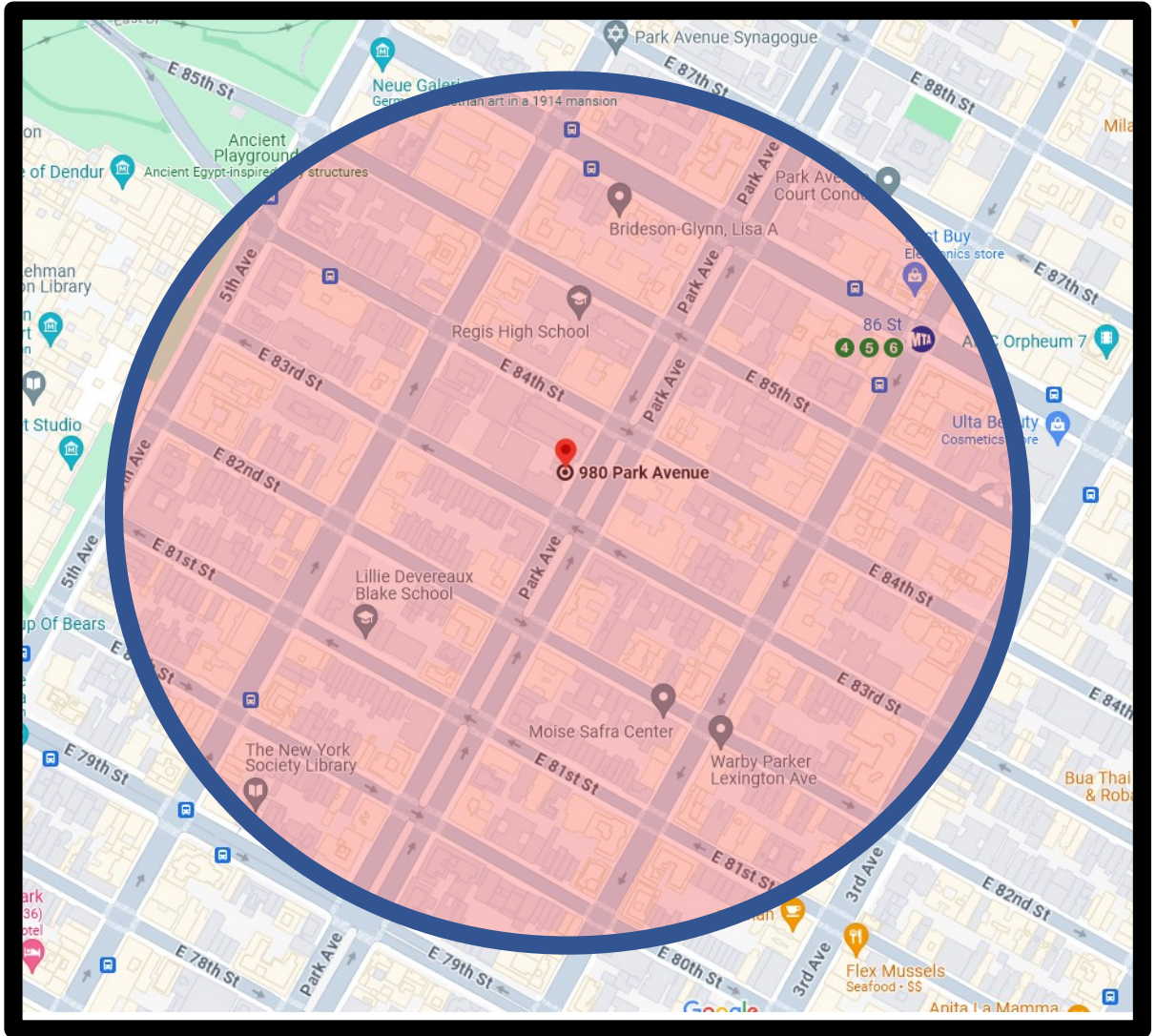
America's War Addiction

Soldier-Led Christmas Truce of 1914

"Fog of War" with Robert McNamara

2,000 lbs MK-84 Conical Bomb

Approximate shrapnel blast radius of at 1,200 feet In All Directions



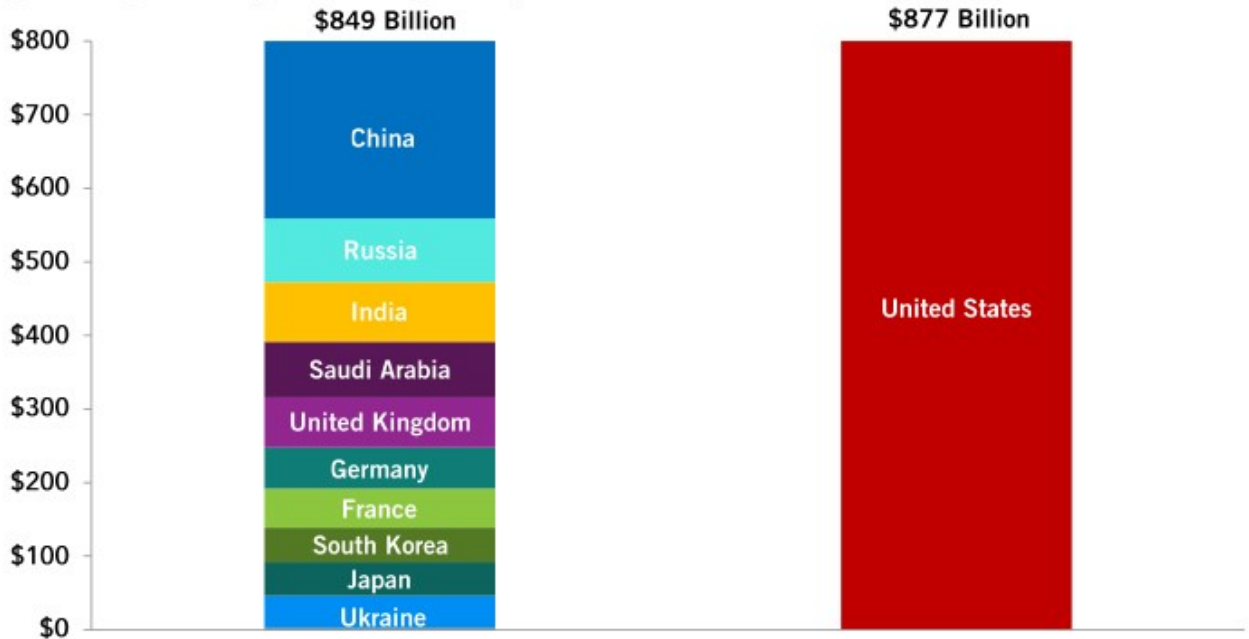
A 2,000 lbs bomb if dropped on St. Ignatius, the explosive effect would go north to 87th St, east to 3rd Ave, south to 79th St and west to 5th Ave.

Source: Air Force Air Combat Command:

<https://www.acc.af.mil/News/Article/3256056/mk-84-conical-bomb-assembly/>

The United States spends more on defense than the next 10 countries combined

DEFENSE SPENDING (BILLIONS OF DOLLARS)



SOURCE: Stockholm International Peace Research Institute, *SIPRI Military Expenditure Database*, April 2023.

NOTES: Figures are in U.S. dollars converted from local currencies using market exchange rates. Data for the United States are for fiscal year 2022, which ran from October 1, 2021 through September 30, 2022. Data for the other countries are for calendar year 2022. The source for this chart uses a definition of defense spending that is more broad than budget function 050 and defense discretionary spending.

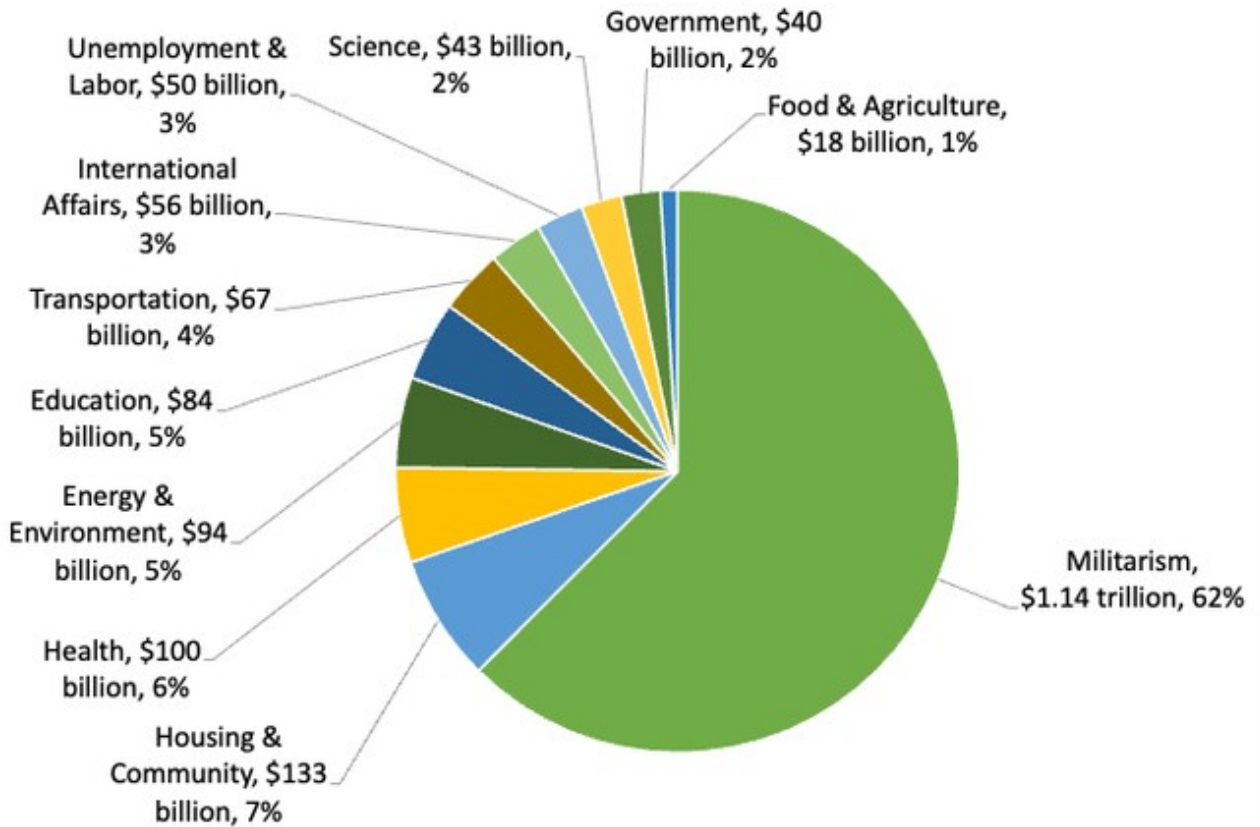
© 2023 Peter G. Peterson Foundation

PGPF.ORG

Source: <https://www.pgpf.org/finding-solutions/national-security>

Discretionary Budget

Militarization of the federal budget in FY 2023



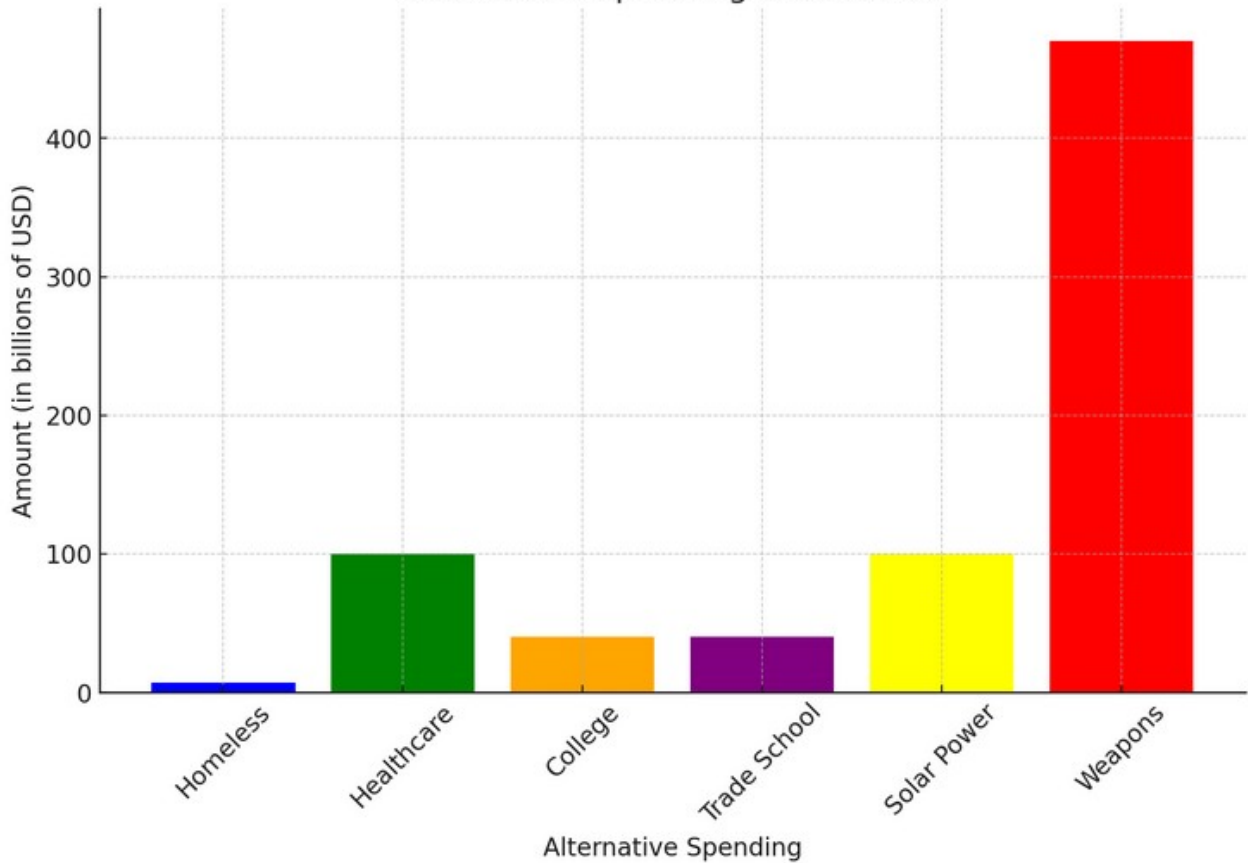
Source:

<https://www.nationalpriorities.org/analysis/2023/warfare-state-how-funding-militarism-compromises-our-welfare/>


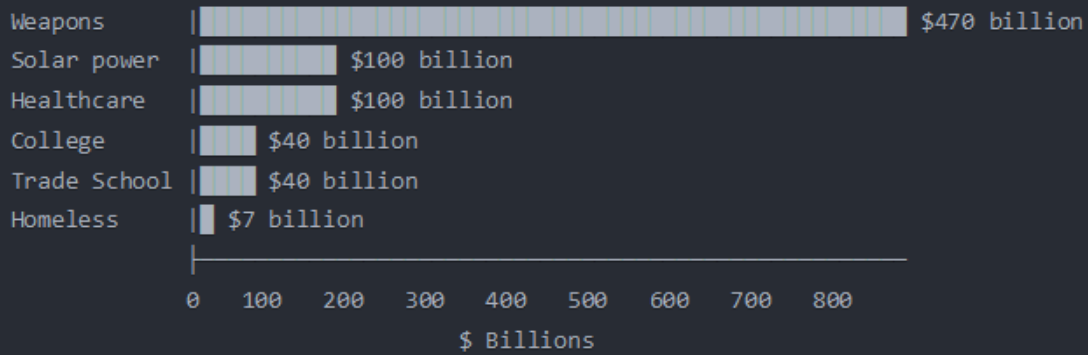
Alternative Spending Facts:

- Weapons budget for Fiscal Year 2023: \$857 billion
- The 2023 spending rate is \$2.3 billion per day for 365 days per year
- Number of homeless in USA: 653,000; can house all homeless by providing \$1,000 per month for 12 months: \$7 billion
- 100 million working age Americans can get one time payment \$1,000 each for primary healthcare: \$100 billion
- 4 million college students can have full tuition paid for 1 year @ \$10k per year: \$40 billion
- 8 million students can have full tuition for 1 year of trade school @ \$5k per year: \$40 billion
- Total number of housing units in US: 144 million; each can get small 100 watt solar kits for \$700 to start decarbonizing homes: \$100 billion
- 50 million retirees can get one time payment of \$2,000: \$100 billion
- After that is paid for, there will still be \$470 billion leftover for weapons; spending at \$1.2 billion per day

Alternative Spending Breakdown



- **Homeless: \$7 billion**
- **Healthcare: \$100 billion**
- **College: \$40 billion**
- **Trade School: \$40 billion**
- **Solar Power: \$100 billion**
- **Weapons: \$470 billion**



- **Homeless:** \$7 billion
- **Healthcare:** \$100 billion
- **College:** \$40 billion
- **Trade School:** \$40 billion
- **Solar Power:** \$100 billion
- **Weapons:** \$470 billion