



Scratch Activities

PROGRAM

MOVE TO A BEAT



Have your sprite dance to a drum beat.



Choose your sprite:

New sprite:

Choose a sprite from the library

Enter the code:

```

when green flag clicked
  forever loop
    move 30 steps
    play drum 1 for 0.25 beats
    move -30 steps
    play drum 2 for 0.25 beats
  
```

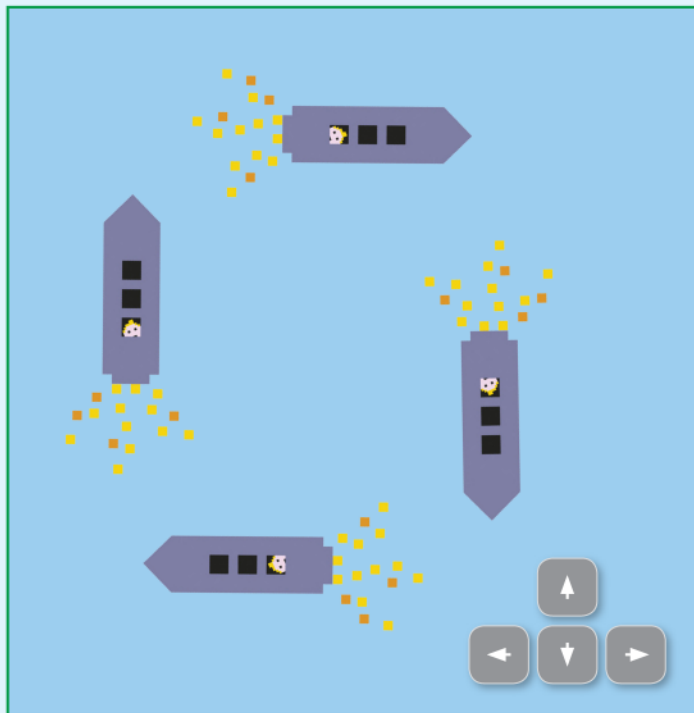
GO!



Click the green flag to run (start) a program

PROGRAM

KEY MOVES



Use the arrow keys to move the sprite.



Enter the code:

```

when up arrow key pressed
  point in direction 0
  move 10 steps

when down arrow key pressed
  point in direction 180
  move 10 steps

when left arrow key pressed
  point in direction -90
  move 10 steps

when right arrow key pressed
  point in direction 90
  move 10 steps
  
```

GO!



Press the arrow keys to move



A WORLD OF IDEAS:
SEE ALL THERE IS TO KNOW


Learn more at
www.dk.com and
<http://scratch.mit.edu>



Scratch Activities

PROGRAM

COLOUR CHANGE



Press a key and change the colour of a sprite.



Choose your sprite:

New sprite:   

Choose a sprite from the library

Enter the code:

when **space** key pressed
change **color** effect by **25**

GO!



Press space bar to change colours

Tip:

change **color** effect by **25**



You can choose a different effect

or Type a different number

Then press the space bar again

PROGRAM

SAY SOMETHING



What do you want your sprite to say?

Choose your sprite:

New sprite:   

Choose a sprite from the library

Enter the code:
when this sprite clicked

say **Coding is a hoot!** for **2** secs

Type in any words

GO!



Click on the sprite to start



A WORLD OF IDEAS:
SEE ALL THERE IS TO KNOW

Learn more at
www.dk.com and
<http://scratch.mit.edu>

