

R2-A4 SAMPLE

STAR WARS INSPIRED PAPERCRAFT



Designed by Taras Lesko

visualspicer.com

Recommended Tools

- Craft glue
- X-Acto knife
- Scissors
- Markers
- Industrial tweezers

Miscellaneous

- Glue only one part at a time.
- Glue only two or three tabs at a time.
- Experiment, enjoy and have fun!

Templates

- Cut line



- Mountain fold line 



- Valley fold line 

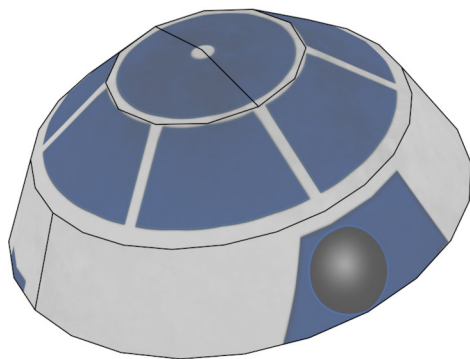
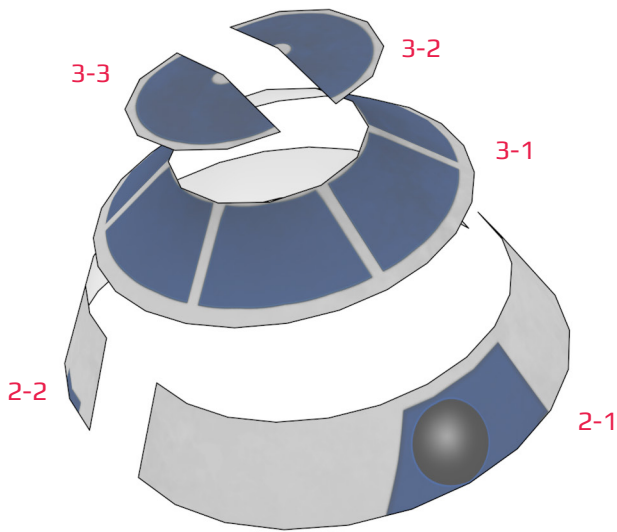


More Info

View more details about this project at bit.ly/R2-A4 or scan the QR code to view the page on your mobile device.


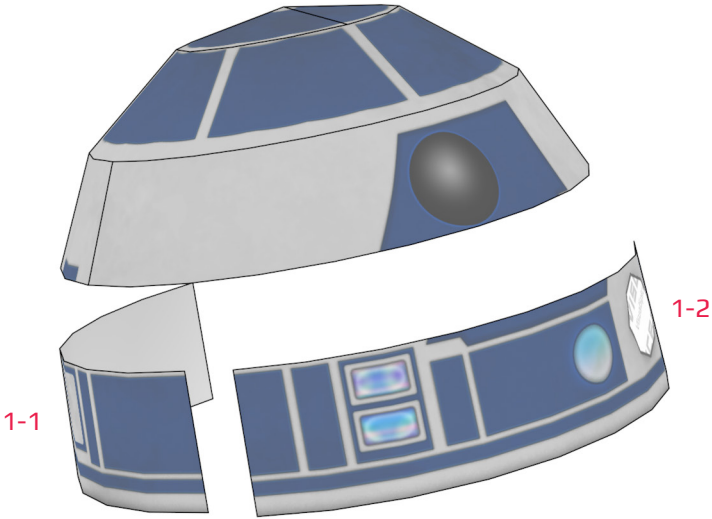


1


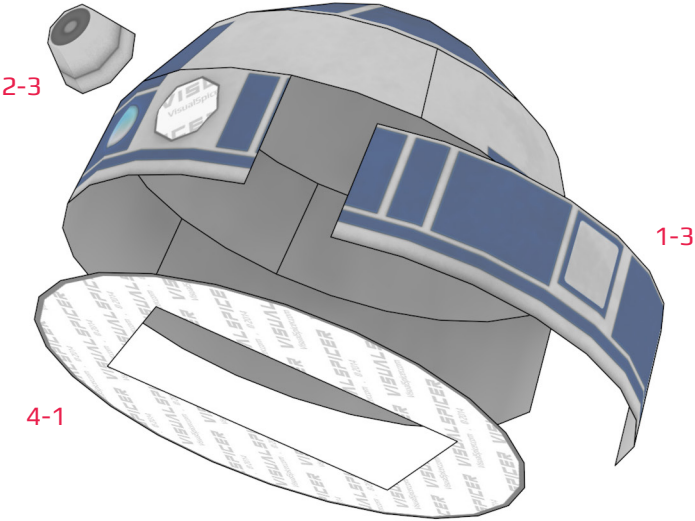


Find parts for each step by referencing Templates page number then part number. For example, **1-2** is Templates page 1, part 2.


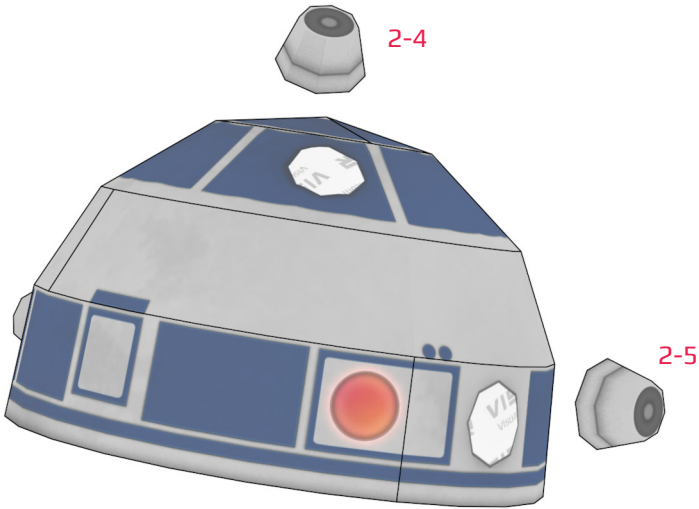
2



3



4



THANK YOU

Visit visualspicer.com for more of my creative work and papercraft models. Send questions or comments to mail@visualspicer.com.



Whatever my hands find to do, I work at it with all my heart,
as working for the Lord, Jesus Christ...

Colossians 3:23-24

Proofing by **Andy Brine** of United Kingdom.