
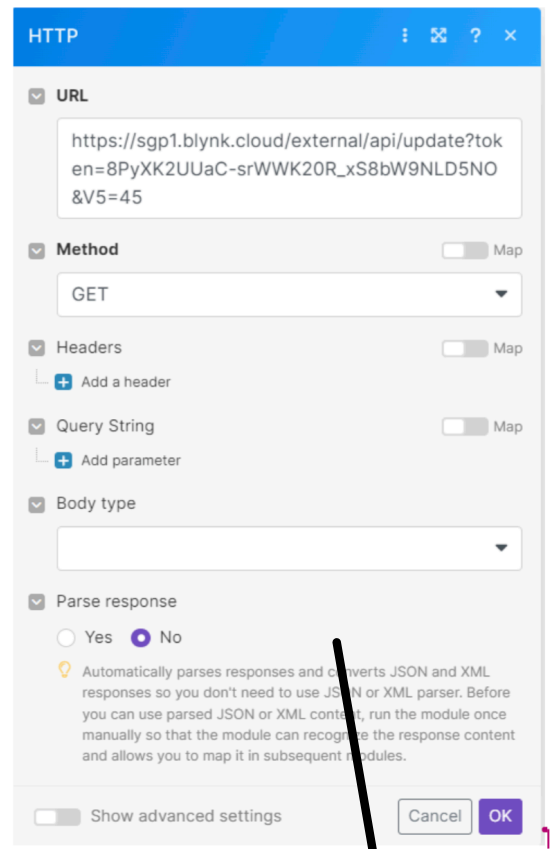


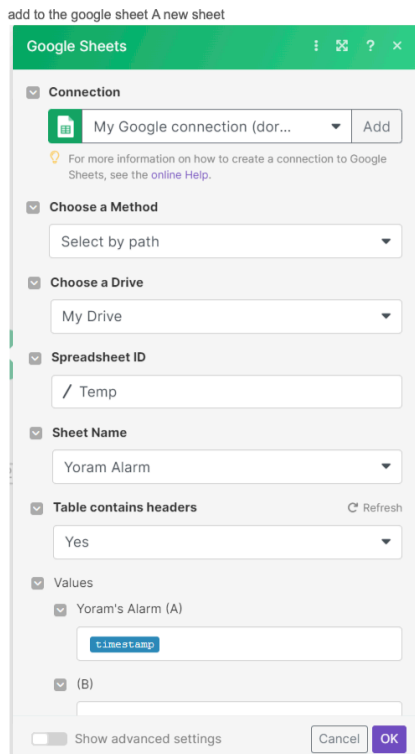
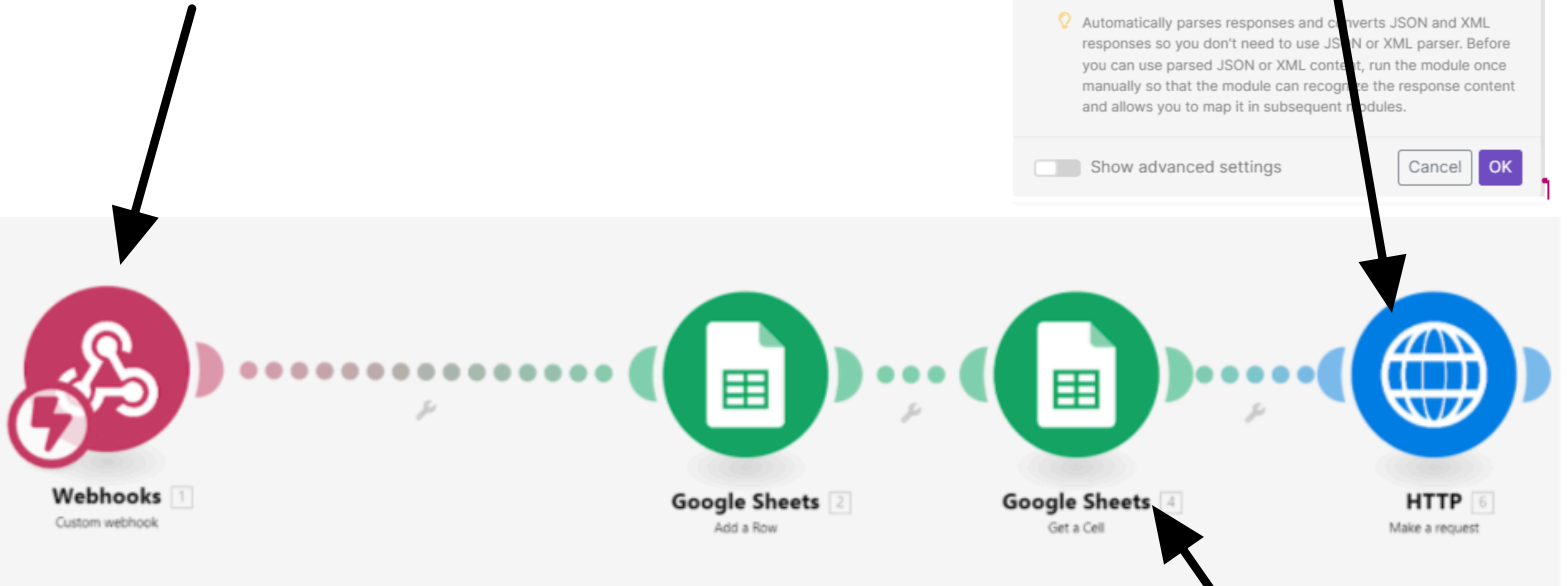
Second partner scenario:



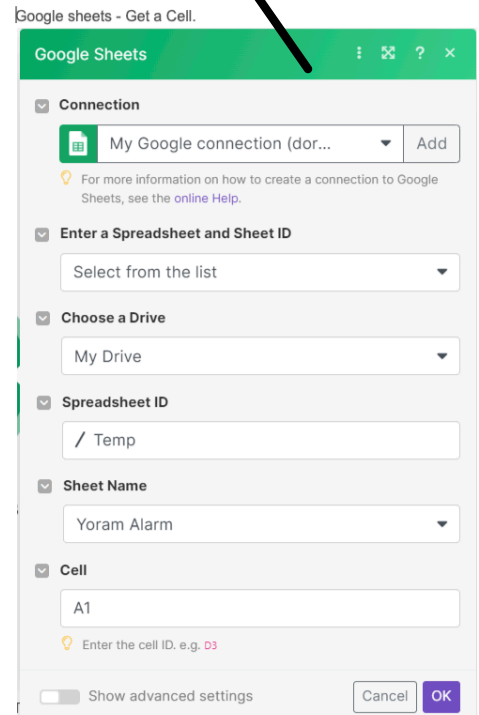
The Webhooks configuration window shows a custom webhook named "Yoram's Alarm Webh...". The URL is `https://hook.eu2.make.com/jo7r1pco78125wx1f1cbevivnr8ak`. There are buttons for "Redetermine data structure" and "Copy address to clipboard". A "Show advanced settings" toggle is present, along with "Cancel" and "OK" buttons.



The HTTP configuration window shows a GET request to the URL `https://sgp1.blynk.cloud/external/api/update?token=8PyXK2UUaC-srWWK20R_xS8bW9NLD5NO&V5=45`. The method is set to "GET". There are sections for Headers, Query String, Body type, and Parse response. A "Show advanced settings" toggle and "Cancel/OK" buttons are at the bottom.



The Google Sheets configuration window is titled "add to the google sheet A new sheet". It shows a connection to "My Google connection (dor...)". The method is "Select by path", the drive is "My Drive", and the spreadsheet ID is "/ Temp". The sheet name is "Yoram Alarm". The "Table contains headers" checkbox is checked and set to "Yes". Under "Values", "Yoram's Alarm (A)" is selected with a value of "timestamp". There are "Cancel" and "OK" buttons.



The Google Sheets configuration window is titled "Google sheets - Get a Cell". It shows the same connection as the previous window. The "Enter a Spreadsheet and Sheet ID" dropdown is set to "Select from the list". The drive is "My Drive", the spreadsheet ID is "/ Temp", and the sheet name is "Yoram Alarm". The "Cell" dropdown is set to "A1". There are "Cancel" and "OK" buttons.

Google sheets - add a row

Google Sheets

My Google connection (dor...)

Choose a Method

Select by path

Choose a Drive

My Drive

Spreadsheet ID

/ Temp

Sheet Name

1ן'לגא

Table contains headers

Yes

Values

Date/Time (A)

timestamp

Temp (B)

2. temp

Show advanced settings

Cancel OK

Google sheets - Get a Cell.

Google Sheets

My Google connection (dor...)

Enter a Spreadsheet and Sheet ID

Select from the list

Choose a Drive

My Drive

Spreadsheet ID

/ Temp

Sheet Name

1ן'לגא

Cell

F1

Show advanced settings

Cancel OK

Add a router  
connect one routu with New HTTP Response

HTTP

URL

https://sgp1.blynk.cloud/external/api/update?token=\_pZwRRNkAXczJi5-moLFHil4aFzkmD1&V5=6. Value

Method

GET

Headers

Query String

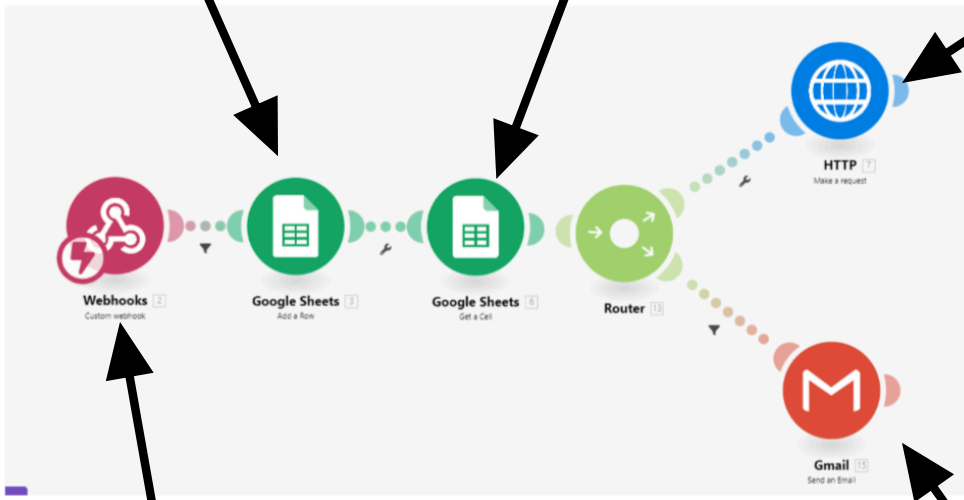
Body type

Parse response

Yes No

Show advanced settings

Cancel OK



Webhooks

Webhook

TempWebhook

https://hook.eu2.make.com/fvx4nan9fenydvj3k6gmsenzcytev

Redetermine data structure Copy address to clipboard

Show advanced settings

Cancel OK

add this filter:

Set up a filter

Label

Condition

if 2. temp > 0

Text operators: Equal to

Add AND rule Add OR rule

Cancel OK

add another routu from the router - Gmail send email

Gmail

Connection

Google Integromat (dor7171...)

To

Email address 1

dor7171@gmail.com

Subject

High Temp Alarm

Content

This is the water temp: 6. Value

Attachments

Show advanced settings

Cancel OK