

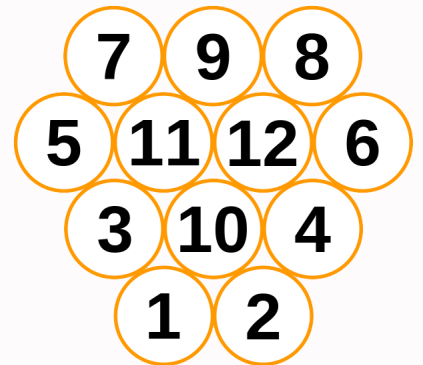
How to play Mölkky



You need at least two players, but you can play with more, or with teams.

To start the game, stand the skittles together in a close group.

They should be in four rows, according to their numbers. From the back, these are:



7, 8, 9
5, 11, 12, 6
3, 10, 4
1, 2

The players stand 4 large steps* away from the skittles, and throw the mölkky at them.


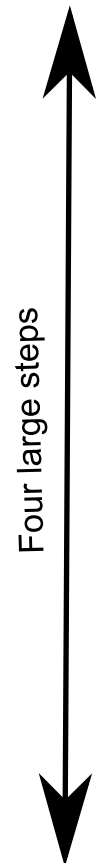
If they only knock one skittle over, the player scores the number on that pin. If they knock over more than one pin, they score one point for each pin (for instance, if they knock over pin 6, they score 6, but if they knock over pins 6, 9 and 4, they only score 3 points).

Pins only count if they fall all the way over. If they end up leaning on the mölkky or the other skittles, they don't count.

After counting the score, stand up all the skittles wherever they landed (not back in the original cluster), and it is the other player's turn.

Players keep taking turns until their score totals exactly 50. If they go over 50, their score is cut back to 25, and play continues. If a player misses the skittles entirely, three turns in a row, they are eliminated from the game.

(*The official rules say "3-4 metres", but I have tweaked the rules slightly to account for games involving players of very different age and size.)



Stand here
to throw

To make your own set of Mölkky, go to:
www.instructables.com/id/molky/