






1. Use scissors to cut along solid lines. 
2. Areas marked with "X" Remove completely 
3. Fold back on the dotted lines, except for the two forward folds.
4. Glue on the hashed parts. 
5. Cut out stockings below the mantel.  
6. Punch 3 holes for wires in wreath. 