



Card 32x20cm




Tape Scissors



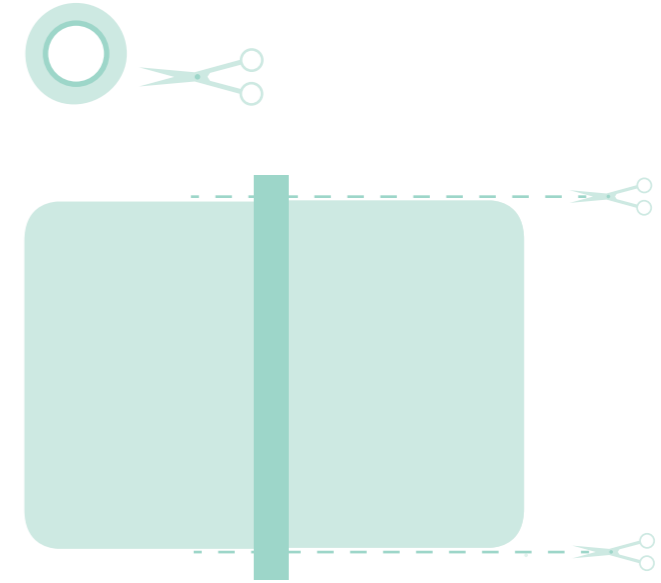
Velcro Board Clips



Fabric Strip 30cm




Cut card into two 14x20cm pieces, and round off the edges.



Apply tape to the front and back to connect the two pieces back together, making sure to leave a 0.5cm gap in between the pieces of card.



Apply the fabric strip, making sure the velcro is facing downwards, towards the ground. Finally apply the two clips to the top, using two extra pieces of fabric strip, each 15cm long.



Add two pieces of velcro, (5x10)Long, (5x5)Short to the front and cut the appropriate length of fabric strip (25cm), and apply the opposite piece of velcro to the end of the strip.