




IDEATION CANVAS FOR MAKERS


// EL REPTE 


this is the box where the collective or individual challenge will be written

// TECNOLOGIES 


// SOLUCIÓ 

when lasercutting you can use this space to cut the smaller taggs since this piece will be replaced by a whiteboard (delete this text)

// MATERIALS 

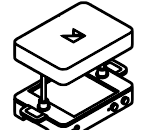

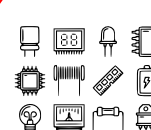
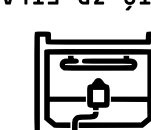




// AVALUACIÓ 



This work by Xarxa d'Ateneus de Fabricació de l'Ajuntament de Barcelona is licensed under a Creative Commons Attribution-NonCommercial-Share Alike 4.0 International License.










this should be cut in a whiteboard kind of material like plexiglass (delete this text)

here you can write the challenge or cut it in recycled cardboard so it can be hand-written (delete this text)

the circles are intended to highlight the values of the idea, there can be many according to the context (delete this text)

materials can be cut and engraved in a real sample with the name of the material (delete this text)



This work by Xarxa d'Ateneus de Fabricació de l'Ajuntament de Barcelona is licensed under a Creative Commons Attribution-NonCommercial-ShareAlike 4.0 International License.