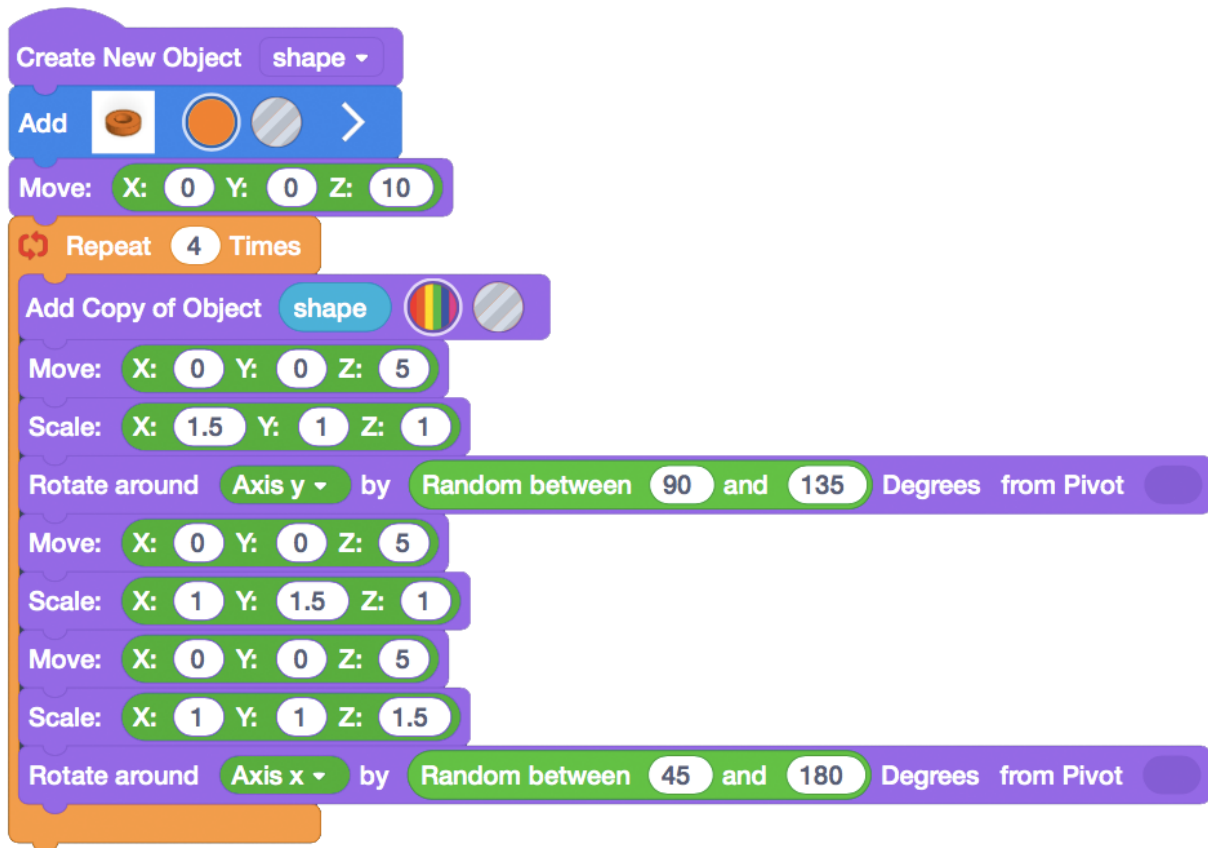











Crazy shape



Quatrefoil pattern

```
Create New Object quatrefoil  
Add    Radius 5 H 10 Sides 64 edge 0 Edge Steps 1  
Move: X: 0 Y: -50 Z: 0  
Rotate around Axis x by 90 Degrees from Pivot  
Move: X: 0 Y: 25 Z: 9  
Scale: X: .5 Y: 1 Z: 1  
Copy    
Rotate around Axis y by 90 Degrees from Pivot
```

```
Create New Object circle pattern  
Create Variable angle 30  
Repeat 12 Times  
Add Copy of Object quatrefoil    
Rotate around Axis z by angle Degrees from Pivot X: 0 Y: 0 Z: 0  
Change angle by 30  
Delete Object quatrefoil
```

```
Create New Object rectangle pattern  
Create Variable distance 20  
Repeat 3 Times  
Add Copy of Object circle pattern    
Move: X: 0 Y: 0 Z: distance  
Change distance by 20
```

Star pattern

```
Create New Object star ▾  
Add [star icon] [color icon] < Sides 5 Radius 5 Inner Radius(%) .5 H 2.5  
Scale: X: 1 Y: 1 Z: 4  
Move: X: 0 Y: -50 Z: 0  
Rotate around Axis x ▾ by 90 Degrees from Pivot  
Move: X: 0 Y: 25 Z: 9
```

```
Create New Object circle pattern ▾  
Create Variable angle ▾ 30  
Repeat 12 Times  
Add Copy of Object star [color icon] [color icon]  
Rotate around Axis z ▾ by angle Degrees from Pivot X: 0 Y: 0 Z: 0  
Change angle ▾ by 30  
Delete Object star
```

```
Create New Object rectangle pattern ▾  
Create Variable distance ▾ 20  
Repeat 3 Times  
Add Copy of Object circle pattern [color icon] [color icon]  
Move: X: 0 Y: 0 Z: distance  
Change distance ▾ by 20
```

Complete tea light holder

The image shows a sequence of Scratch code blocks for creating a tea light holder. The blocks are as follows:

- Create New Object candle**
 - Add: Radius 18.5, H 40, Sides 64, edge 0, Edge Steps 1
 - Move: X: 0, Y: 0, Z: 22
- Create New Object holder**
 - Add: Radius 23, H 80, Sides 64, edge 0, Edge Steps 1
 - Move: X: 0, Y: 0, Z: 42
 - Add: Radius 25, H 76, Sides 64, edge 0, Edge Steps 1
 - Move: X: 0, Y: 0, Z: 38
 - Create Group
- Create New Object star**
 - Add: Sides 5, Radius 5, Inner Radius(%) .5, H 2.5
 - Scale: X: 1, Y: 1, Z: 4
 - Move: X: 0, Y: -50, Z: 0
 - Rotate around Axis x by 90 Degrees from Pivot
 - Move: X: 0, Y: 25, Z: 9
 - Set Color
- Create New Object circle pattern**
 - Create Variable angle = 30
 - Repeat 12 Times
 - Add Copy of Object star
 - Rotate around Axis z by angle Degrees from Pivot X: 0, Y: 0, Z: 0
 - Change angle by 30
 - Delete Object star

(Continue on next page...)

```
Create New Object rectangle pattern-  
Create Variable distance - 20  
Repeat 3 Times  
  Add Copy of Object circle pattern  
  Move: X: 0 Y: 0 Z: distance  
  Change distance - by 20
```

```
Create New Object tea light holder-  
Add Copy of Object rectangle pattern  
Add Copy of Object circle pattern  
Add Copy of Object holder  
Create Group
```

```
Create New Object final -  
Delete Object rectangle pattern  
Delete Object circle pattern  
Delete Object holder
```