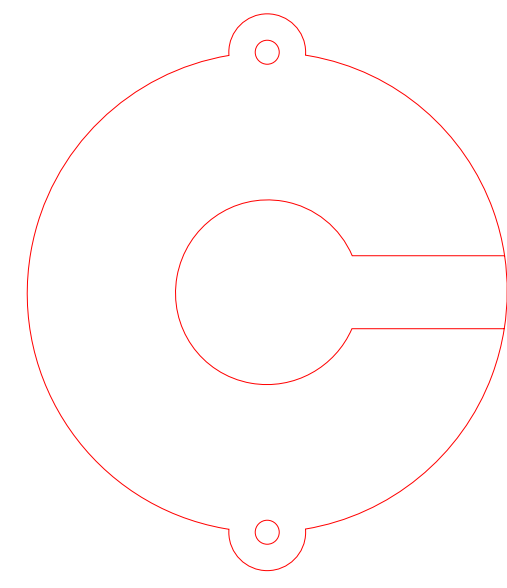
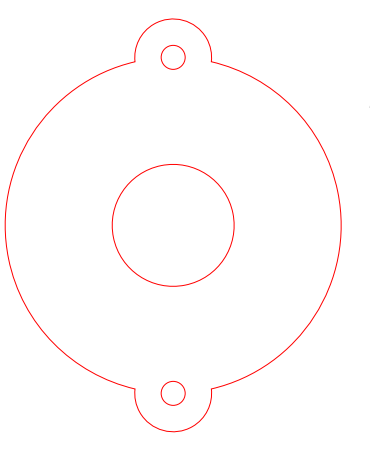


This part is cut from 1/4 inch Maple Plywood from LOWES.  
 The finish thickness dimension for the ply is 0.210.  
 The hexagon shaped holes in some of the panels hold the brass tubing for the (smaller) shaft and (larger) bushings

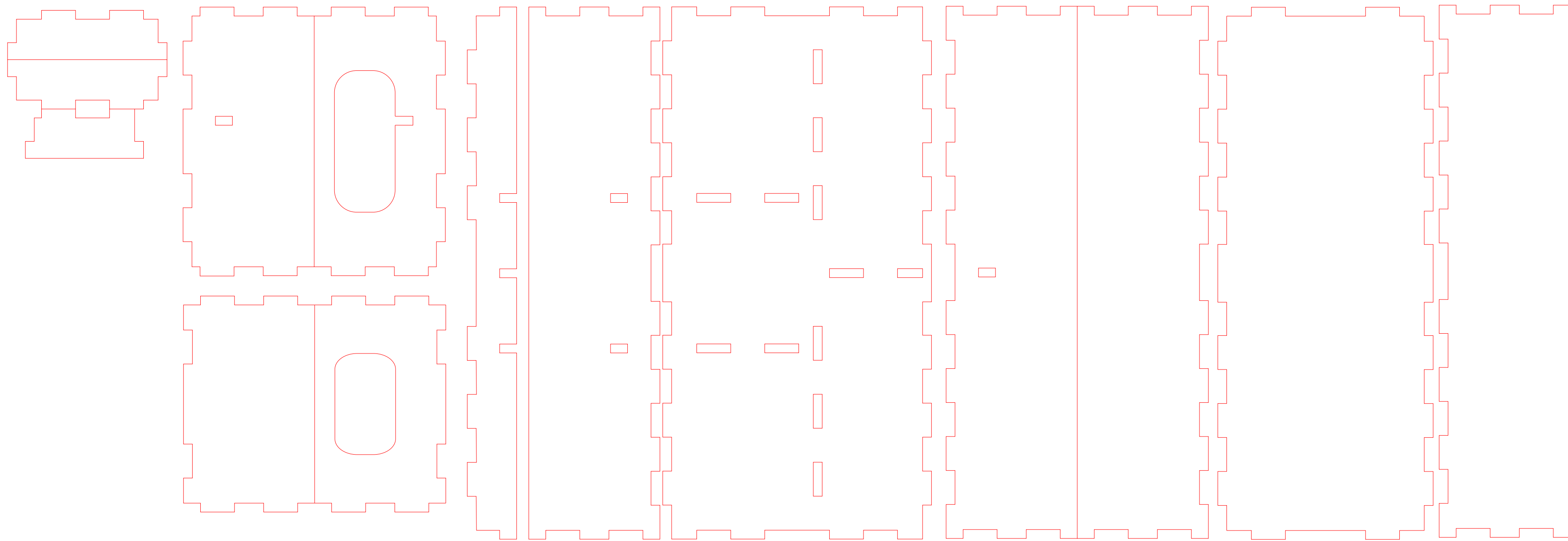


Flex Shaft Adapter



1 ea. Small Tube for Shaft / Length is 3.6 to 3.75 inches  
 2ea Bushing / Length is 0.190 to 0.21 inches.

Scale this file so that this box dimension equals 0.210 inch square



The drawers are cut from 1/8 inch (0.113 finish dimension) Baltic Birch.

One side holds spare Dremel bits, the other holds captured cut-off bits

After Glue-up, sand the edges and corners of the drawer so that it slides more easily into the assembled cabinet.