


DigiLogiProbe Version 2

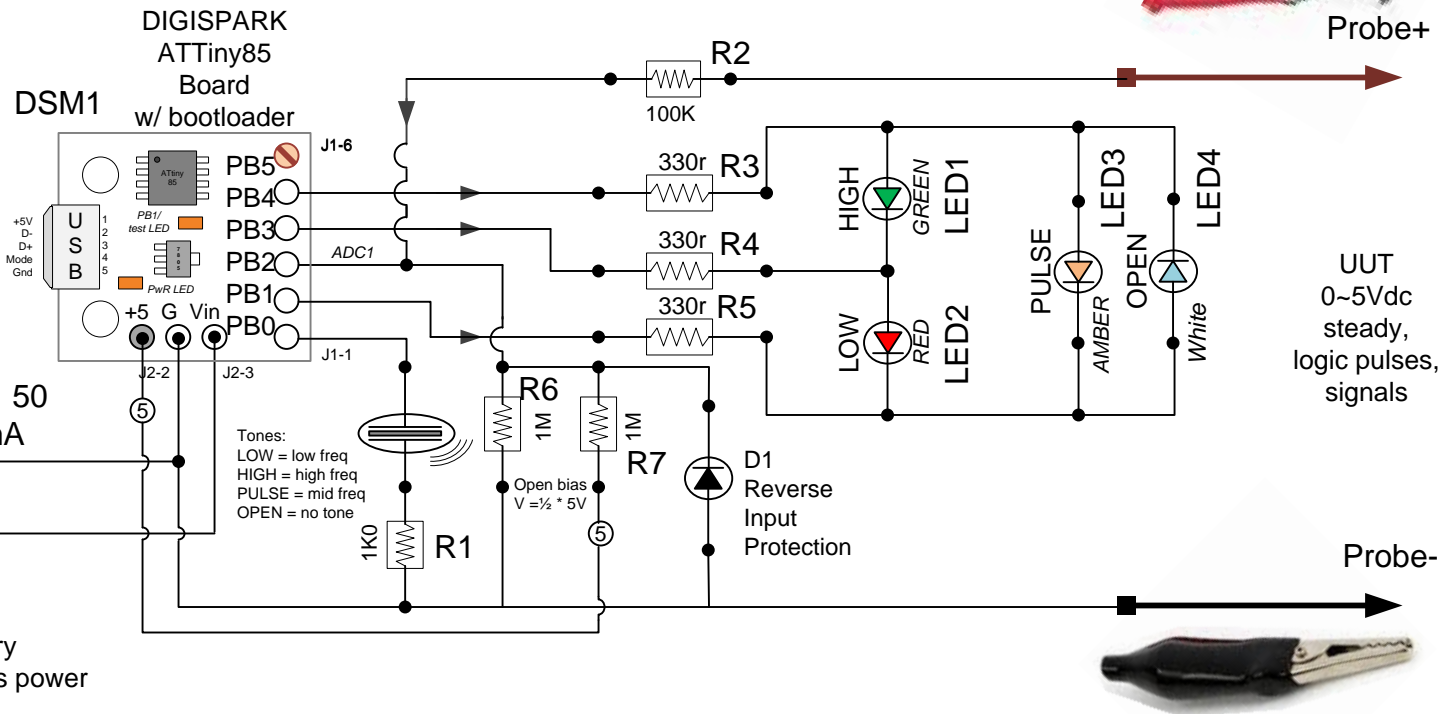



PB4 PB3 PB1
HIGH LOW INPUT
INPUT HIGH LOW
HIGH INPUT LOW
LOW INPUT HIGH

LED function
HIGH GREEN
LOW RED
PULSE YELLOW
OPEN WHITE



PB2 = ANALOG INPUT 0...5v = 0...1023 VALUE
PB0 = TONE; ~1200 ...3000 Hz, 200mS
PB5 = RESET TO GND, RESERVED



Tested Jan 4, 2019

* some items marked with asterisks are values "to be determined by experiments with prototyping and testing".

SCALE	DRAWN by	Revised by
never	The RadMan	JwR
TITLE	DATE DRAWN	REVISED
DigiLogiProbe V2	1 JAN 2019	20 FEB 2023