

utton Slade

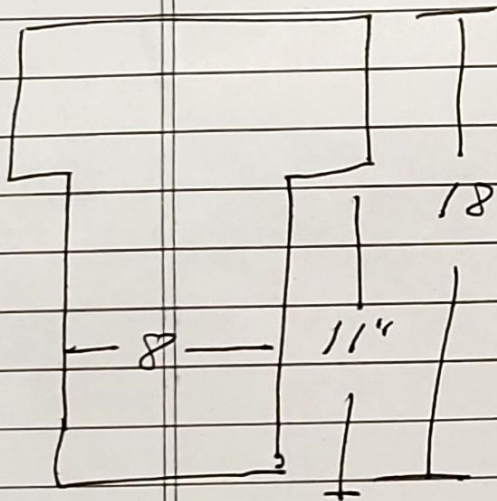
3-6-23

①

Cushion Comfort Company - 14 X 16'
or Wide Deep
Jay Basic —

②

12"



1" Soft Swatch


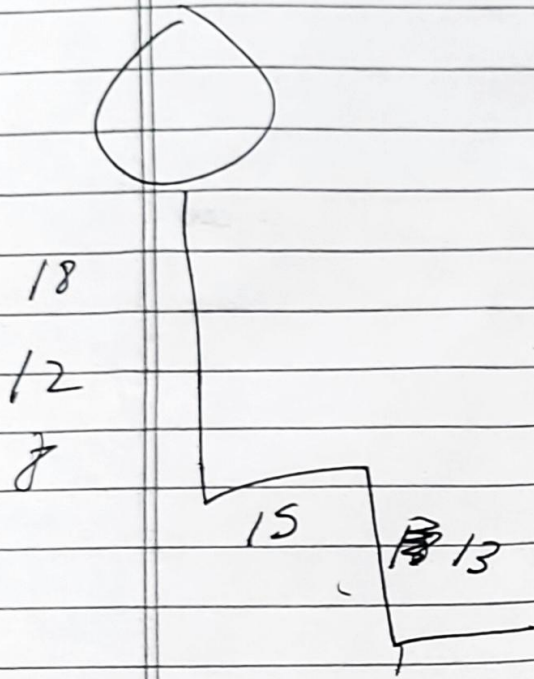
1" foam
ABS

③

longer tubes (2)
3" longer

④

ABS-foamplate



Seat Comfort
Company Curve
flat

14" X 16"



DAVID W. KEMP, OTR/L, ATP
Vice President of Technical Services

davidk@cprf.org

Office: (316) 651-5200

Fax: (316) 651-5206

CPRF Daniel M. Carney Wheelchair and Posture Seating Clinic
5130 E. 20th St. N., Wichita, KS 67208 • cprf.org