









Board Layout

-  Signal Diode
-  Jumper Wire
-  5mm LED
-  1k Ω Resistor
-  0.1 microfarad ceramic capacitor
-  Pushbutton Switch
-  10k Ω Resistor
-  Switching Transistor

