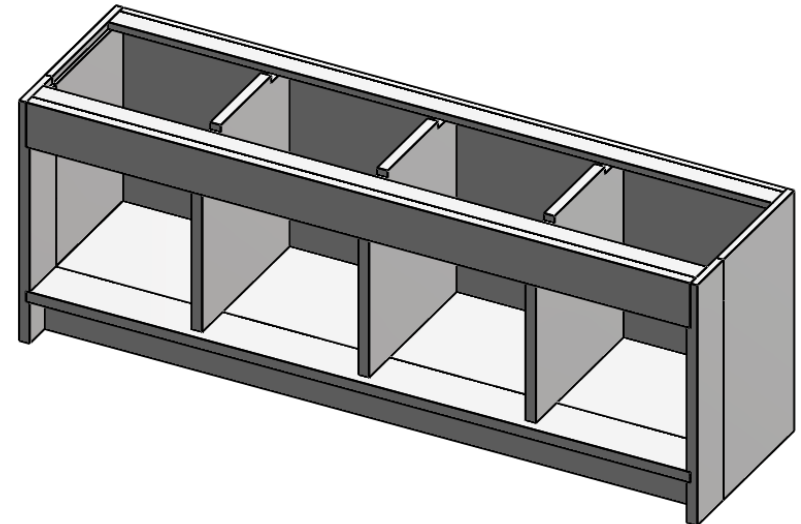



Qty	Part Number	Width	Size	Material*	Parent Component
1	Bench.01	1/2"	13-3/4"X47"	MDF	1-Sheet 4'x8'x1/2"
2	Bench.02	1/2"	1-1/2"X47"	MDF	1-Sheet 4'x8'x1/2"
1	Bench.03.A	3/4"	9-1/2"X17-1/2"	C-Pine	2-8'x10"x3/4"
1	Bench.03.B	3/4"	3-1/2"X17-1/2"	P-Pine	3-8'x4"x3/4"
1	Bench.04.A	3/4"	9-1/2"X17-1/2"	C-Pine	2-8'x10"x3/4"
1	Bench.04.B	3/4"	3-1/2"X17-1/2"	P-Pine	3-8'x4"x3/4"
3	Bench.05	3/4"	14"X11-3/4"	C-Pine	4-4'x12"x8"
2	Bench.06	3/4"	3-1/4"X47"	P-Pine	5-8'x4"x3/4"
1	Bench.07.A	3/4"	9-1/2"X17-1/2"	C-Pine	2-8'x10"x3/4"
1	Bench.07.B	3/4"	3-1/2"X17-1/2"	P-Pine	3-8'x4"x3/4"


*- MDF: Medium Density Fiberboard, P-Pine: Premium Cut Pine Board, C-Pine: Common Cut Pine Board



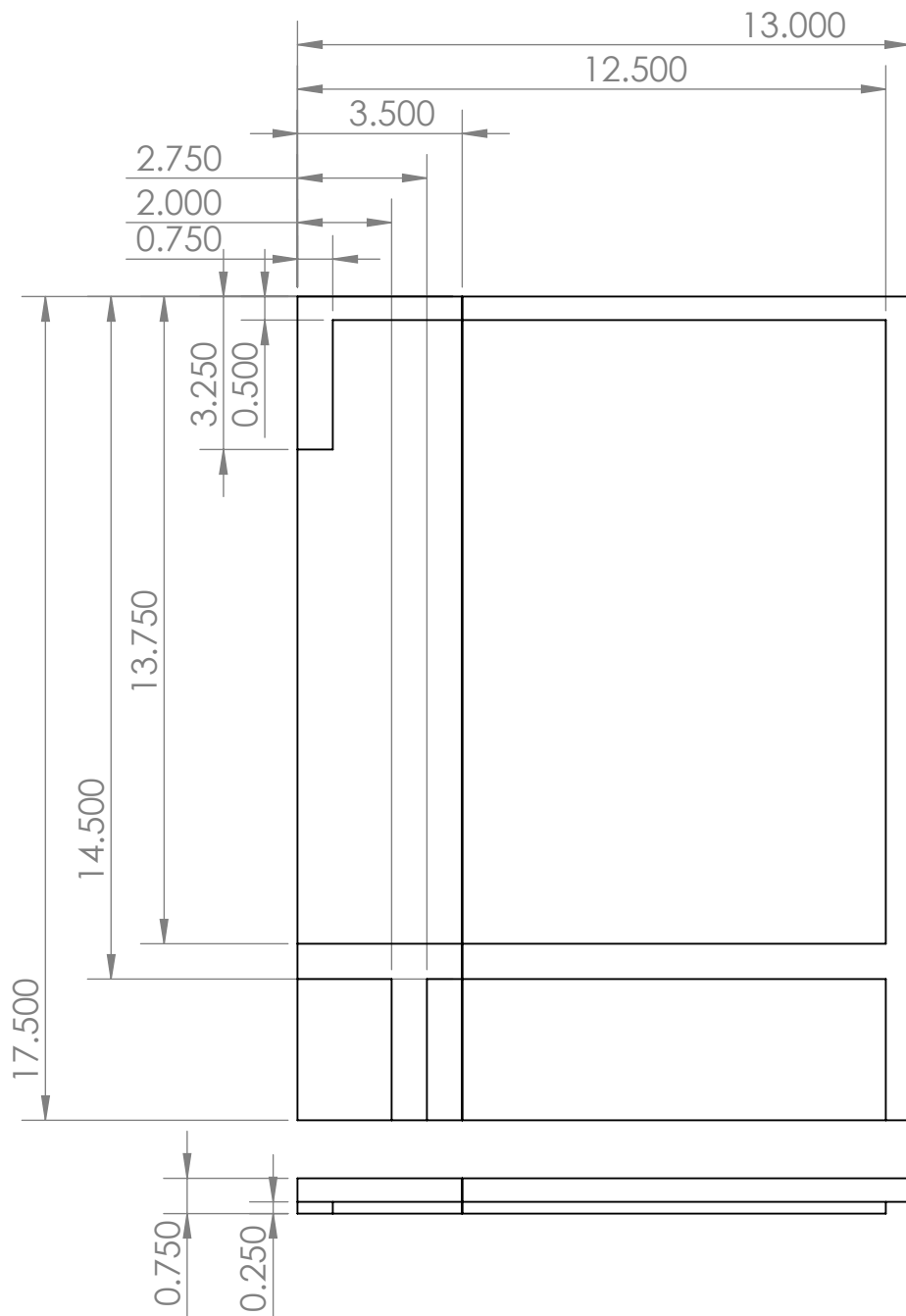
Bench.01-MDF



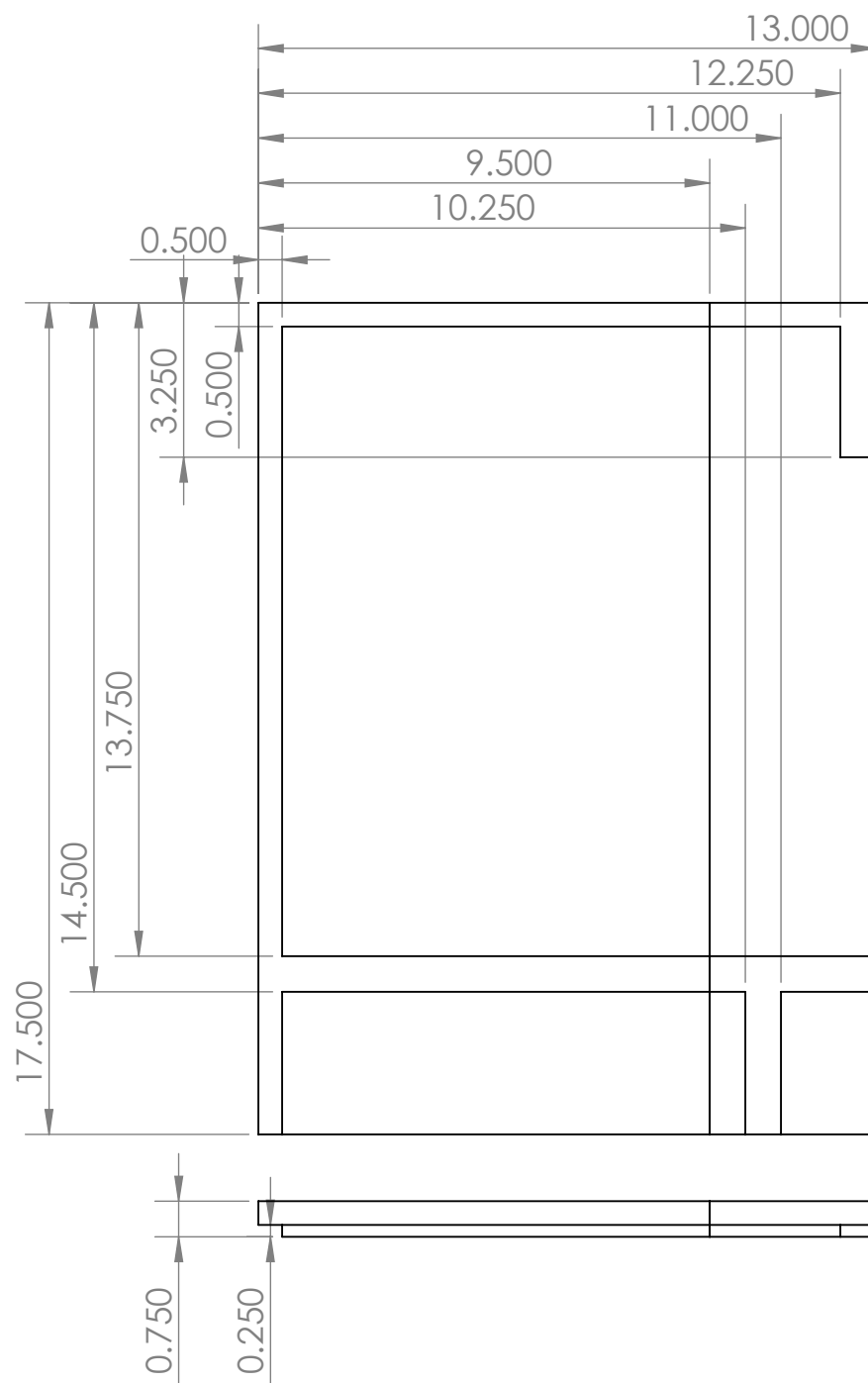
Bench.02-MDF



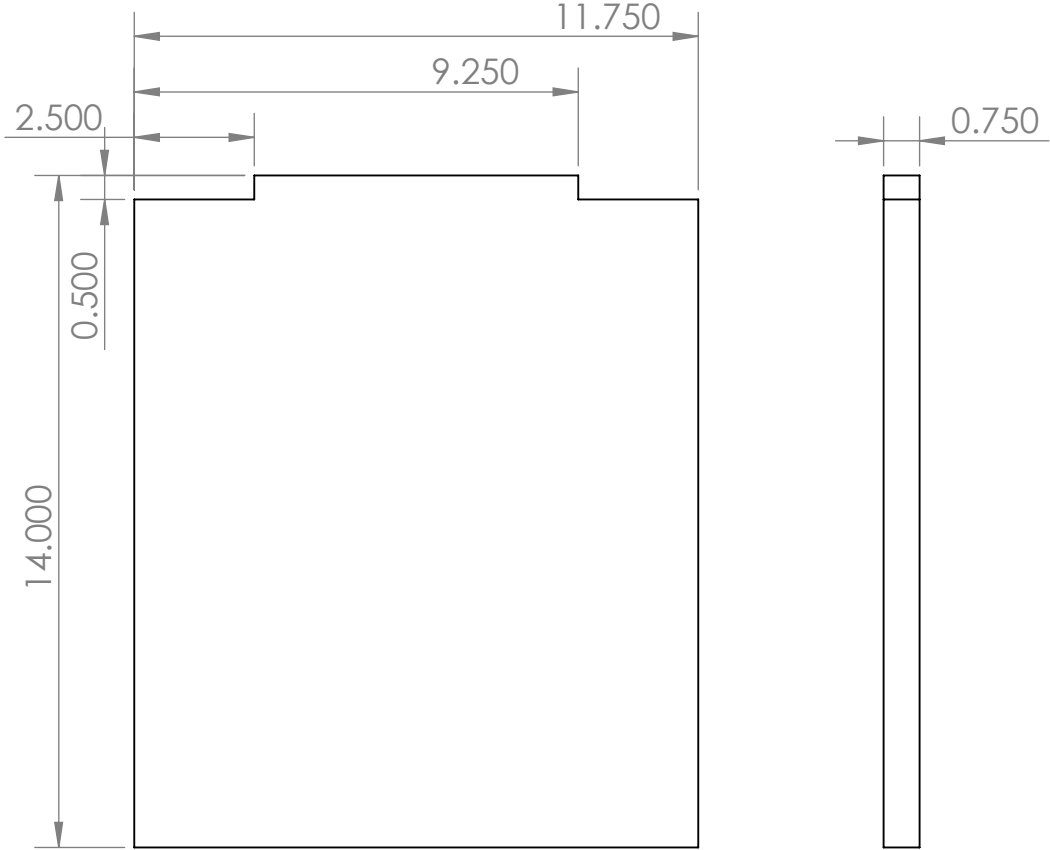
Bench.03-Mixed Pine




Bench.04-Mixed Pine



Bench.05-Common Pine



Bench.06-Premium Pine



Bench.07-Mixed Pine

