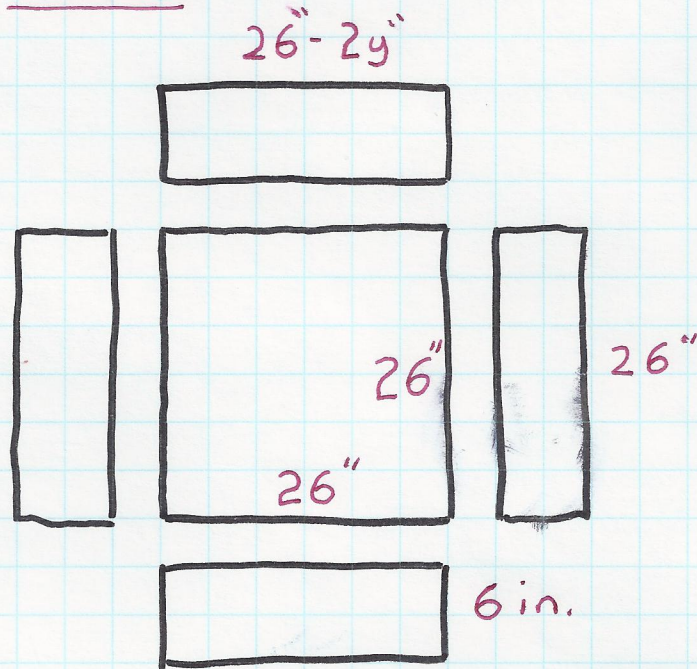
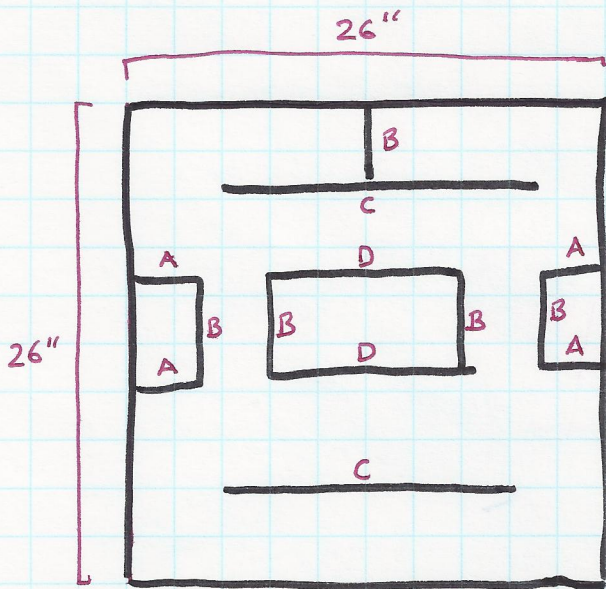


# PACMAN SQUIRREL MAZE

## MAZE BOX



$y = \text{thickness of plywood}$



## MAZE PIECES

DEPTH = 5.75"

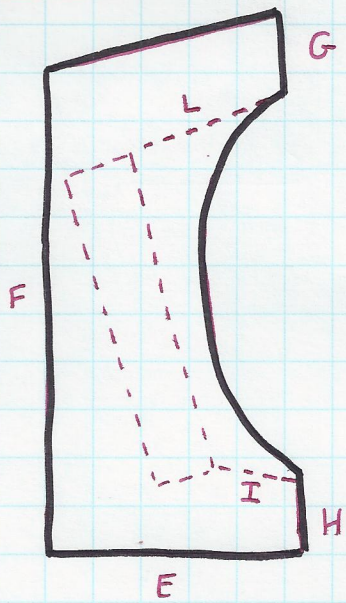
A = 3"

B = 3.5

C = 14.75"


D = 8.75"

SIDE VIEW



E = 18"  
F = 38"  
G = 6"  
H = 6"

FRONT VIEW



I = 12"  
J = 6"  
K = 26"  
L = 14"

