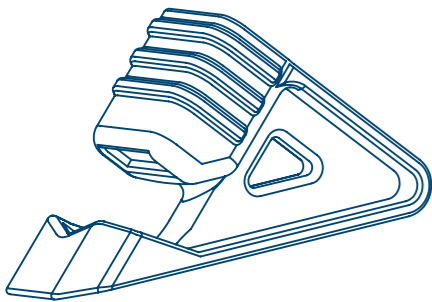
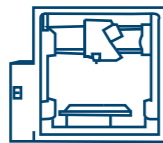


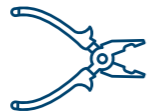
# A 45° knife



## Tools:



3D printer



pliers



PLA

## Download files:



a 45 knife.stl

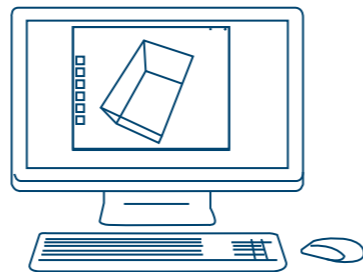
## Direction:

1.



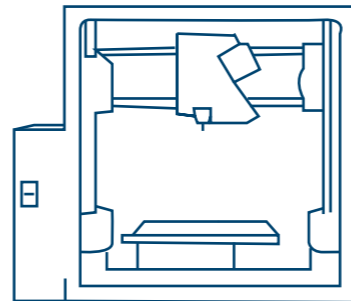
Download the file

2.



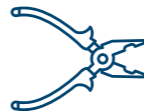
print set up: material: PLA  
laye height: 0.15  
infill: 20%

3.



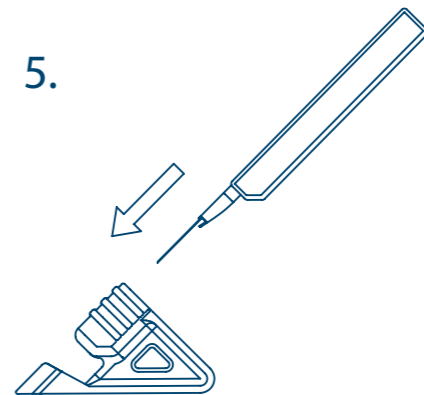
Print

4.



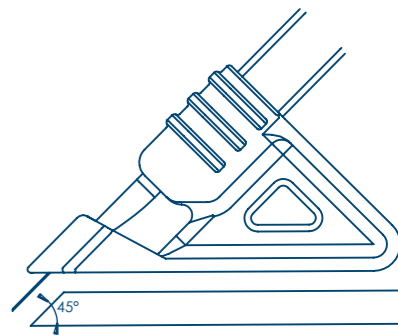
Clean 3D Printed Supports

5.



Insert knife into add ons

## How to use:



Can cut all types of cardboard