


decided to add one more character.

It was _____,
and _____ e read this little book to
and _____





Introducing the Peg People



16


“We need more workers!” cried

So _____ put more construction workers
on the page... and also some blocks for them to use for
building.




12

© Grandma Van's
Print-and-Mail Storybooks #30
c/o Instructables



Next,
decided to make a
Batman peg person.

If you can have a
Batman peg person,
you should have a
Batman peg person.



15



11

“More! More!” cried

So _____ put a
firefighter on the next page.

Of course, _____ and
drew some fire for the
firefighter to put out.



One fine day,
_____ decided to make some
pictures of peg people.

_____ drew
many pictures. _____ e
decided to make a coloring
and drawing book for
and _____


On the first page,
_____ put a picture of a very plain
peg person. _____ e knew that

_____ could draw a face on this
person.

Next, _____ asked

“What other characters can be
in our coloring book?”


_____ answered,
“How about a chef and a
construction worker?”



_____ asked

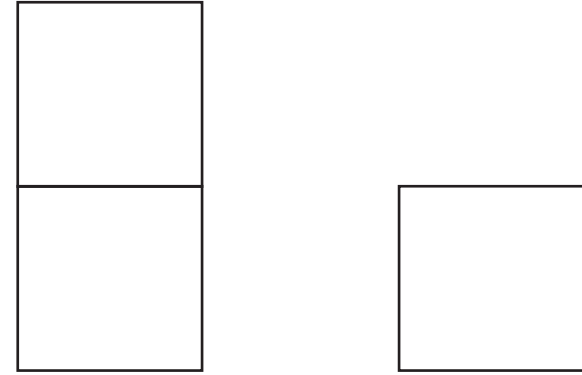
“What other things
can we draw on a peg
person?”

“How about a hat,”
_____ answered



Then _____ thought that there should be two peg persons that could be and

If _____ and _____ turned into peg people, they would look a LOT alike.



Then
put FOUR peg
people on one page,
so that

could add more hats.

