

Arduino Shutter Tester Version 2

Below are links to the parts required to make the Arduino Shutter Tester.

Links are provided to AliExpress suppliers. The links (& prices) are valid now, but of course could become dead in the future. Suppliers chosen, offer 'choice' which means when the total order is over £8, shipping is free.

AliExpress is by far the cheapest source for parts. However, they are not good at item descriptions or ensuring the correct part is dispatched. Parts can be sourced on Amazon or Ebay, but prices are higher.

Arduino Nano V3. USB C.

The USB-C option is nice as the USB extension cable (listed further down) can be used. They are available with the header pins soldered (welded) or loose. £1.97

[1-10pcs Type-C USB Nano 3.0 With the bootloader compatible Nano controller for arduino CH340 USB driver 16Mhz ATMEGA328P - AliExpress 502](#)




328P-Welded-TYPE-C USB

Arduino Nano Expansion/prototype board.

Makes wiring easy as all the pins on the Arduino board are taken to screw terminal connectors.

Note: - The listing does not state if this board comes pre-soldered, although the photos seem to indicate that it is. £1.01


[1-10pcs Type-C USB Nano 3.0 With the bootloader compatible Nano controller for arduino CH340 USB driver 16Mhz ATMEGA328P - AliExpress 502](#)



Laser tx & rx module. Two of each module required.

The sensor is supplied loose. ENSURE YOU INSERT IT THE CORRECT WAY ROUND!!!. Little bubble lens points towards the header pins. £2.78

[KY-008 650nm Laser Transmitter Module with Laser Sensor Module Non-Modulator Tube Laser Receiver Module Kit - AliExpress 502](#)



LCD 2004.

Ensure you get a module that includes the IIC or I2C module and is the four line (not two line) display. £2.27

The IIC module can be seen on the lower photo, it is the small dark pcb on the back. (or 'black' in Chinglish :o)

[LCD2004 2004 LCD Module Blue/Green/White Screen 20X4 Character LCD Display IIC I2C Serial Interface Adapter Module for Arduino - AliExpress 502](#)




Buttons.

Two buttons are required for Arduino version. There are all sorts of buttons available, for you to choose. Below are possible options.

A four-button module with soldered header pins. You can plug the 4-pin JST XH connector onto it, Black to the GND pin. One pin on the module will not be connected. £0.53

[DIY Kit 1x4 4 Independent Key Button Keypad Keyboard Module Mcu for Arduino Student Class Design Graduation Project Experiment - AliExpress 502](#)



Loose buttons. These fit neatly into a project box, requiring a 13mm hole. £1.06
They will require wires to be soldered to them.

[6piece Mini 12mm Waterproof Momentary On/off Push Button Round Switch Pbs-33b Kit White Black Red Yellow Blue Green - AliExpress 502](#)



Wiring for LCD & Button module. The neatest way is to use a 4 Pin JST XH pre-made connector. 10cm length is fine for the LCD. The 20cm length is cheaper and the extra length maybe useful for other projects. £0.96

Note: - 3 pin versions can be used for connection to the Lasers and sensors. Six will be required.

[5Sets JST XH2.54 XH 2.54mm Wire Cable Connector 2/3/4/5/6/7/8 Pin Male and Female Plug Socket 10cm 20cm Wire Length 26AWG - AliExpress 13](#)



An alternate are Dupont wires: -

Dupont wires. (Optional). Purchase female to male ones, if using the prototype board above.

10 or 20cm can be used for connection to the buttons & LCD.

They can also be used to connect to the Lasers and sensors. A suitable connector block is then required to connect them to the multicore cable. This is an option for those unable to solder.

[Dupont Line 10CM 20CM 30CM 40Pin Male to Male + Male to Female and Female to Female Jumper Wire Dupont Cable for Arduino DIY KIT - AliExpress 502](#)



Wiring for Lasers & Sensors

The individual 5V & the 0V pins on the modules can be looped together, either by soldering a wire to the pins or using a Dupont or JST XH connector (Order 3 pin JST HX connectors, six required) and joining them together with terminal block or soldering and to the wire going back to the screw-terminal board. £1.70

[5Sets JST XH2.54 XH 2.54mm Wire Cable Connector 2/3/4/5/6/7/8 Pin Male and Female Plug Socket 10cm 20cm Wire Length 26AWG - AliExpress 13](#)



Multicore Cable.

This connects the Lasers and sensors to the screw-terminal board, 5 core is required. Keep the length short to avoid voltage drop and interference 50cm should be fine for length. (Plenty spare as sold in 5 metre length) £1.90

The wire can also be used for 'hook-up' wire if using the loose buttons.

[5/10Meter 22 AWG 2Pin 3Pin 4Pin 5Pin 6Pin Electronic Cable Extension Wire Color Line for 5050 3528 RGBW RGB CCT LED Strip Lights - AliExpress 13](#)



Connector Block. (Optional).

These can be used to join all of the 5V wires together and to the multicore cable. Doing the same for the 0V wires. Useful if avoiding soldering. They are fine for low voltage and current applications, but I would not recommend Chinese knock-offs for house wiring & heavy load applications.

As the wires used for the project are thin, 2 or three easily fit into each terminal, so 2 or 3 terminal connectors are fine.

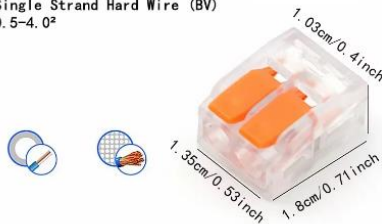
[10-75pcs Orange Universal Type Quick Plug-in Terminals,Electrical Equipment Connectors,Wire Connector Terminals,250V/32A - AliExpress 13](#)

412

Rated voltage: 250V
Rated current: 32A

Stranded Flexible Cord (BV)
0.5-2.5²

Single Strand Hard Wire (BV)
0.5-4.0²



USB Cable. (Optional).

If building into a project box, this is a neat way of bringing the USB connector to the outside of the box.


[1M 0.5M Panel Mount Type-C USB-C Male To Female Extension Cable With Screw Hole Lock Connector Cable Spacing 18mm - AliExpress 7](#)



Type-c Male to Female Extension Cable

Project Box. (Optional). 115-90-55

To house the project. £3.06



M3 Bolts, Nuts, Washers. 12MM Length Stainless Steel. (Optional)

M3 bolts can be used to mount the LCD screen into the project box. Or save money & use hot-glue.
Don't forget to also order washers & nuts.

Nuts & bolt set

[M2 M3 M4 M5 M6 Nuts and Bolts Set 304 Stainless Steel Hexagon Button Hex Socket Fairing Bolt Assortment Kit Thread Allen Screws](#)

Bolts only

[5-50p ISO7380 M2 M2.5 M3 M4 M5 M6 M8 304 A2 Round Stainless Steel or Black G10.9 Hex Socket screw Button Head Allen Bolt Screws - AliExpress 13](#)

Washers

[GB97 DIN125 A2-70 304 Stainless Steel Flat Washer Plain Gasket M1.6 M2 M2.5 M3 M3.5 M4 M5 M6 M8 M10 M12 M14 M16 M18 M20 M22 M24 - AliExpress 13](#)

Nuts

[100pcs/lot Metric thread DIN934 M2 M2.5 M3 M3.5 M4 M5 M6 Steel Hex Nuts - AliExpress 13](#)

Plug & Sockets. (Optional).

The cable to the sensors can be hardwired directly to the breakout board or plugs & sockets used.

Six or eight pin connector is recommended, as this is not a common size that may be found in households.

[Solder Connector DIN 3 4 5 6 7 8 Pin DIN Male Female Plug with Plastic Handle + Female Socket Hulled Panel Mount Chassis a1 - AliExpress 13](#)



Shrink Tube. (Optional).

It is useful cut into small lengths of 5mm, and placed along the cables, to hold them into a bunch, for neater wiring.

Also useful for covering soldered joints on wires, if using JST connectors for the sensors, for example, which then need soldering to the multicore cable.

If using the connector above, a short length is placed over the soldered connections, to avoid shorts between pins or should a wire come loose. £1.13

[127Pcs / 328Pcs Car Electrical Cable Tube kits Heat Shrink Tube Tubing Wrap Sleeve Assorted 8 Sizes Mixed Color - AliExpress 502](#)



Additional useful parts

Drill bits for making holes. 3MM for bolts, 13mm for the buttons, 15MM for Din sockets.

[3-12mm Three-point Woodworking Drill Hole Opener Twist Drill Bit Practical Wood Milling Cutter Multifunctional Drilling Tools - AliExpress](#)

13mm bit.

[10-35mm Woodworking Twist Drill Bit Set Long Four-Slot 6.35mm Shank Carbide Drill Bit Hole Saw For Door Lock Wood Slotting Tools \(aliexpress.com\)](#)

Glue Gun.

Cheap glue gun, but surprisingly it works ok.

[20W Hot Melt Glue Gun DIY Mini Household Industrial Guns Heat Temperature Thermo EU Electric Repair Tool Use 7mm Glue Sticks - AliExpress](#)

Don't forget the glue :o)

[T TOVIA 60pcs/120pcs Hot Melt Glue Sticks 7mm Hot Glue Sticks Rod for Craft Album Repair Tools Hot Glue Gun Sticks - AliExpress](#)

Wire Strippers. Model 3001D

The JST HX wires are very thin 22AWG. A good quality wire stripper will be required. An alternate is to use a sharp scalpel or Stanley knife blade

[Pro'sKit 8PK-3001D 8PK-3002D high quality electronic wire stripper cutting pliers \(AWG 30/28/26/24/22/20 precision pliers - AliExpress 1420](#)

Stanley knife & plasters trowel.

To safely make square cut-out fo. Source locally.

Soldering Iron Kit.

Cheap soldering iron kits are available on Aliexpress. I found the tips are very loose & the internet mod is to wrap a strip of aluminium cooking foil around the ceramic heater, to reduce the gap. However, it is far better to buy a genuine branded product, Weller or Antex (not a cheap knock off)